# 4101.31

## ALARM BOX 10 PAIRS

### Technical data

| | |
|---|---|
| Dimensions (L x W x H) mm | 134 x 72 x 50 |
| Cable dimension - LSA slots (mm) | Ø 0,4 - 0,7 |
| Cable dimension - screw terminals | 0,14 - 1 mm2 |
| Input max. load | 60 V / 2 A |
| Anti-tamper protection | No |

**Complete junction box for installation of alarm and access systems.**
The terminal block has 10 parallel connected terminals, as well as 4 separate connections, of which 2 connections are intended for anti-tamper switch connection and 2 for cable shield.
Label terminal on the board included. The box is flame-retardant according to UL 94 V-0.
Available in different options, slot (LSA) or screw connection with lift function.

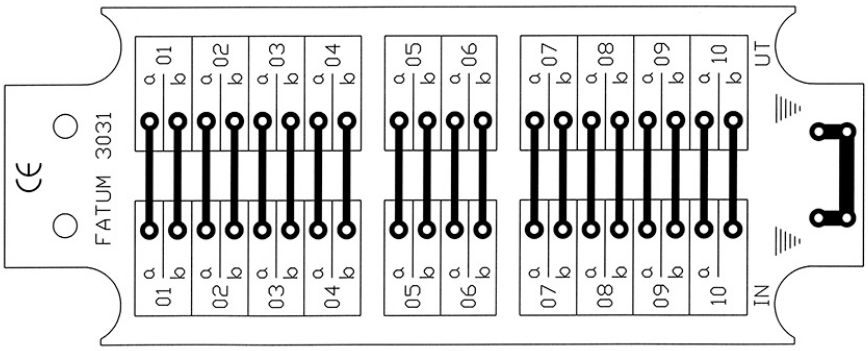


**ORDERING INFORMATION**

| Model | Description |
|---|---|
| 4101.3101 | Alarm box, 10 pairs; LSA / LSA |
| 4101.3102 | Alarm box, 10 pairs; LSA / Screw |
| 4101.3103 | Alarm box, 10 pairs; Screw / Screw |

## Related products and accessories

| | | |
|---|---|---|
| 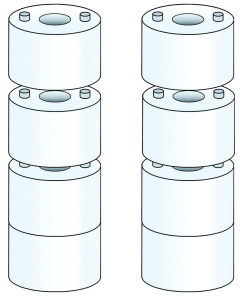 | **2581.06**<br><br>STACKABLE WALL SPACERS FOR EASY WIRING IN BOX | 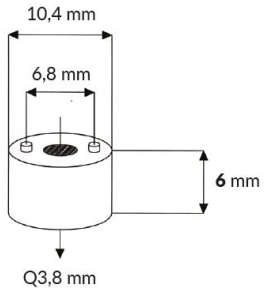 |
| 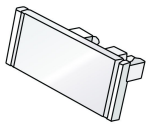 | **3131.01**<br><br>LABEL TERMINAL FOR EASY LABELING OF MODULE BLOCKS | 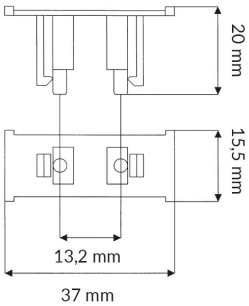 |
|  | **3132.01**<br><br>WALL LABEL FOR EASY LABELING | 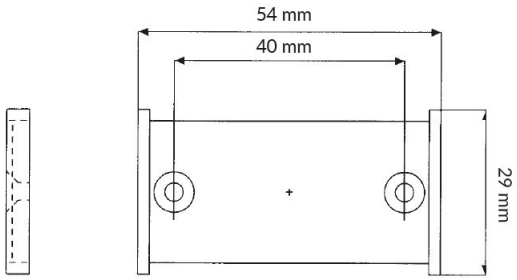 |
| 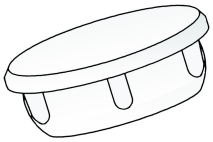 | **0905.18**<br><br>COVER PLUG TO COVER THE BOX SIDE HOLES | 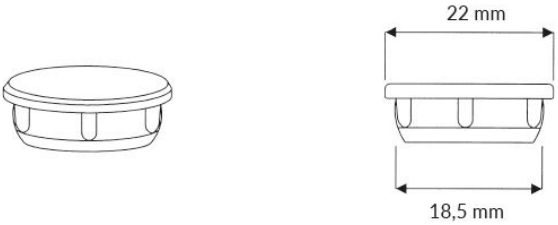 |
| | **0501.01**<br><br>LSA TOOL FOR KRONE LSA PLUS CONTACTS | |

## Related products and accessories

| | |
|---|---|
| | **1901.12**<br><br>SPARE SPRINGS TO FATUM-SERIES |