



Safety Solutions Product Catalogue

(UK)



www.xtralis.com

Table of Contents

About Xtralis	2
Safety Products	3
VESDA-E The Next Generation of VESDA Aspirating Smoke Detectors	9
VESDA Aspirating Smoke Detection	18
ICAM Accessories List	27
OSID Open-area Smoke Imaging Detection	28
Aspirating Smoke Detection Combined with Gas Monitoring	33
Xtralis Li-ion Tamer Battery Rack Monitor	40
FAAST FLEX	42
Software	44
Pipes and Fittings	48
Test and Commissioning Tools	54
Test Transformer	54
Locations	56
Technical Support	57

About Xtralis

Xtralis is the leading global provider of powerful solutions for the early and reliable detection and remote visual verification of smoke, fire, and gas threats. Our technologies prevent disasters by giving users time to respond before life, critical infrastructure or business continuity is compromised. We protect high-value and irreplaceable assets belonging to the world's top governments and businesses.

Xtralis has been a pioneer in life safety innovations for more than 30 years. We are the world's largest manufacturer of very early warning aspirating smoke detection (ASD) systems, including VESDA, the world's leading ASD brand. With more than 230 patents (granted or pending) and numerous firsts and innovations in our technology portfolio, Xtralis leads the market in very early warning fire detection (VEWFD).

The award-winning Xtralis portfolio includes:

- VESDA-E Aspirating Smoke Detection (ASD)
- VESDA Aspirating Smoke Detection (ASD)
- Industrial VESDA VLI ASD for Industrial Applications
- ICAM Flexible Aspirating Smoke Detection
- OSID Open-area Smoke Detection
- 6500 Beam Detection

Learn more: www.xtralis.com

ABOUT XTRALIS

Safety Products

Xtralis is the inventor and pioneer of VESDA aspirating smoke detection (ASD) technology and remains the world's leading supplier of ASD systems. Top governments and businesses around the globe rely on Xtralis for technically superior life safety solutions to protect people, critical infrastructure and high-value or irreplaceable assets.

VESDA-E: The Next Generation of Aspirating Smoke Detection

VESDA-E is the next generation of aspirating smoke detection (ASD) from Xtralis. VESDA-E offers ultra-sensitive ASD; 15 times better than current VESDA models with double the longevity, improved dust rejection, and 8% less power consumption per unit area. VESDA-E VEA introduces pinpoint addressability to deliver situational awareness to improve response time and efficiency for up to 40 locations. Other advanced features, including StaX expansion modules, add capabilities like gas detection for enhanced detection and monitoring; connectivity from WiFi to Ethernet and smart devices, and remote field programmability. VESDA-E is the most advanced, reliable, and flexible ASD system ever.

Very Early Warning Smoke Detection

Xtralis provides highly reliable smoke detection at the earliest presence of fire while discriminating against false alarms. Conventional fire detection does not offer adequate protection because toxic smoke can begin to spread, and fire damage can occur before a warning is issued. In contrast, Xtralis' VESDA aspirating smoke detection (ASD) systems continuously sample the air for the smallest traces of smoke to provide valuable time to understand a threat and stage an intelligent response. Our powerful life safety solutions provide reliable smoke detection in zero-tolerance environments, adhering to the highest safety standards and mitigating risks to facilities, assets and personnel.

Gas Detection and Environmental Monitoring

Xtralis offers more than just fire detection solutions. Our VESDA ASD systems can be extended to include gas detection and environmental monitoring. VESDA Sensepoint XCL is a gas detection solution that utilizes the ASD pipe network to deliver superior gas detection via multiple hole (multi-point) sampling. The combined solution provides reliable detection of gases for occupant protection and process monitoring whilst simultaneously ensuring protection against fire threats.

The Li-ion Tamer Rack Monitor system is a gas detection solution that enhances the safety of lithium ion battery installations. It provides an alert to the venting of electrolyte solvent vapours (off-gas phase) that occurs early in the failure mode of li-ion batteries well in advance of smoke detection and traditional LFL gas detectors. The early detection of this event allows proper mitigation steps to be taken to avoid a catastrophic thermal runaway failure.

Open-area Smoke Detection

Fire detection for buildings with open spaces presents unique challenges, and very early warning may not always be the priority. When only standard sensitivity detection is required, Open-area Smoke Imaging Detection (OSID) by Xtralis offers the most reliable and cost-effective smoke detection solution for open spaces. It delivers superior performance to overcome all of the shortcomings inherent to other detection systems currently used in these applications such as beam, heat and flame detectors.

SAFETY PRODUCTS

Choose the Right Product for your Segment and Application

Vertical Market	Coverage	2000m²					2-pipe: 2000m²	1-pipe: 1600m²	1000m²	500m²	250m²	2000m²
	Detection	UVEW	AEW	VEW	AVEW	IVEW	VEW	VEW	VEW	VEW		Beam
	Product	VEU	VEA	VEP-4	VES	VLI	FAAST FLEX		VEP-1	VLF		OSID
	IT and Communications											
	Clean Room											
	Highrise and Residential											
	Manufacturing											
	Airport											
	Railway											
	Logistics / Warehouse											
	Logistics / Cold Storage											
	Correctional Facilities											
	Cultural and Heritage											
	Power											
	Retail and Commercial											
	Oil and Gas											
	Sporting Venues											
	Education											
	Waste Recycling											
	Mining											

Application	Coverage	2000m²					2-pipe: 2000m²	1-pipe: 1600m²	1000m²	500m²	250m²	2000m²
	Detection	UVEW	AEW	VEW	AVEW	IVEW	VEW	VEW	VEW	VEW		Beam
	Product	VEU	VEA	VEP-4	VES	VLI	FAAST FLEX		VEP-1	VLF		OSID
	Void Protection											
	Return Air											
	Cabinet Protection											
	Duct Detection											
	Tunnel (cable or other)											
	Lift Shaft											
	Small Computer Room											
	Open Area Protection											
	Harsh Environment											
	Control Room											
	Switch Room											
	Restricted Access Room											
	In-Rack											
	Conveyor											
	Special Hazard (CL 1 DIV 2)											
	Car Parks (underground)											
VEW	Very Early Warning Smoke Detection											
UVEW	Ultra Very Early Warning Smoke Detection											
AVEW	Addressable Very Early Warning Smoke Detection											
IVEW	Inudstrial Very Early Warning Smoke Detection											
AEW	Addressable Early Warning Smoke Detection											

VESDA Models Comparison Chart

Features	VESDA-E					VESDA	VESDA Industrial Products
	VEU	VEP		VES	VEA	VLF 250/500	VLI
		VEP-1	VEP-4				
Pipes and area coverage							
Pipe Length (Linear)	400 m (1.312 ft)	100 m (328 ft)	280 m (919 ft)	280 m (919 ft)	40 x 100 m (40 x 328 ft)	25/50 m (82/164 ft)	360 m (1.181 ft)
Pipe Length (Branched)	800 m (2.624 ft)	130 m (427 ft)	560 m (1.837 ft)	560 m (1.837 ft)	N/A	30/60 m (98/197 ft)	445 m (1.460 ft)
Area Coverage	6.500 m² (69.965 sq ft) *	1.000 m² (10.760 sq ft)	2.000 m² (21.520 sq ft)	2.000 m² (21.520 sq ft)	2.000 m² (21.520 sq ft) 40-120 sample holes	250/500 m² (2.690/5.380 sq ft)	2.000 m² (21.520 sq ft)
No. of Pipe Inlets	4	1	4	4	40 tubes	1	4
Multiple Pipe Addressability	No	No		Up to 4 sectors	Up to 40	No	No
Sensitivity							
Min Fire 1 Threshold	0.001%obs/m (0.0003%obs/ft)	0.01%obs/m (0.0031%obs/ft)		0.01% obs/m (0.0031 obs/ft)	1.6%obs/m (0.5% obs/ft)	0.025%obs/m (0.008% obs/ft)	0.15%/m (0.046%/ft)
Detection Range	0.001 - 20.0%obs/m (0.0003 - 6.25%obs/ft)	0.005-20%obs/m (0.0016-6.25%obs/ft)		0.005 - 20%obs/m (0.0016% - 6.25% obs/ft)	0.020 - 16%obs/m (0.006 - 4.88%obs/ft)	0.025 - 20%obs/m (0.008 - 6.25%obs/ft)	0.005 - 20.0%obs/m (0.0016 - 6.25%obs/ft)
EN54-20 (Class A / B / C)							
Max. no of Holes	80/80/100	30/40/45	40/80/100	40/80/100 **	40 - 40***	VLF 250 12/12/12 VLF 500 30/30/30	24/28/60
Sensitivity (%obs/m)	1.5/3/8	1.5/3/8		1.5/3/8 **	1.6/4/8	1.5/4.5/10	1.5/4.5/10
Transport time (seconds)	70/90/110	60/90/110		60/90/90 **	40 - 90 (Tube length dependent)	VLF- 250 60/60/60 VLF- 500 90/90/90	60/90/120
Others							
Hazardous Area Approval (FM Class 1, Div 2, Groups A, B, C, D)	No	Yes		No	N/A	Yes	Yes
IP Rating	IP40	IP40		IP40	IP40	IP30	IP66
Two Stage Filtration	Yes	Yes		Yes	Yes	Yes	Patented Intelligent Filter Secondary Foam Filter Sub-Sampling Probe
Total Number of Alarm Thresholds	8 (Day/Night)	8 (Day/Night)		32 (Day/Night)	8 (Day/Night)	8 (Day/Night)	8 (Day/Night)
Relay Outputs	7	7		12	7 (Expandable to 47)	3 (Expandable to 6)	5

Features	VESDA-E					VESDA	VESDA Industrial Products
	VEU	VEP		VES	VEA	VLF 250/500	VLI
		VEP-1	VEP-4				
On-board Memory (Max. Events)	20.000	20.000		20.000	20.000	18.000	18.000
AutoLearn™ (Smoke/Flow)	AutoLearn Smoke AutoLearn Flow	AutoLearn Smoke AutoLearn Flow		AutoLearn Smoke AutoLearn Flow	No	AutoLearn Smoke AutoLearn Flow	AutoLearn Smoke AutoLearn Flow
Bar Graph / Indicator LED	LEDs or 3.5" Colour Touch Screen	LEDs	LEDs or 3.5" Colour Touch Screen	LEDs or 3.5" Colour Touch Screen	LEDs or 3.5" Colour Touch Screen	Local (7 on-board LEDs 10 Segment Circular Display) Remote display when fitted with VESDAnet card	Local (5 on-board LEDs) Remote display for VLI-885
Programming Tools - On-board Programming module - Handheld Programmer - PC Software (VSC, VSM)	Programmed via USB/ Ethernet/ WiFi connection to PC using VSC/VSM4	Programmed via USB/ Ethernet connection to PC using VSC/VSM4			Programmed via USB/ Ethernet/Wi-Fi connection to PC using VSC/VSM4	Programmed via RS232 direct connection to PC using VSC or Programmer when VN card is fitted	Local USB configuration port Connection to PC using VSC/VSM4 Programmer for VLI-885
StaX Expandability	Yes	Yes	Yes	Yes	Yes	No	No
VESDAnet™							
Max. No. of devices/ detectors per loop	200/100	200/100		200/100	200/100	200/100 (with VN Card)	200/100 (VLI-885)
Max. Distance between Devices	1.300 m (4.265 ft)	1.300 m (4.265 ft)		1.300 m (4.265 ft)	1.300 m (4.265 ft)	1.300 m (4.265 ft) (with VN Card)	1.300 m (4.265 ft) (VLI-885)
Computer-based Management via VSM	Yes	Yes		Yes	Yes	Yes	Yes
Remote Relay Modules - 7 relay version - 12 relay version	VRT-500 N/A	VRT-500 N/A		VRT-E00 VRT-900	VRT-500 N/A	VRT-500 N/A	VRT-500 N/A
Compatible Remote Bargraph Displays - Display, 7 relays - Display, 12 relays- Display, no relays	VRT-200 N/A VRT-600	VRT-200 N/A VRT-600		VRT400 VRT-800 VRT-700	VRT-200 N/A VRT-600	VRT-V00 N/A VRT-W00 (with VN Card)	VRT-Q00 N/A VRT-T00 (VLI-885)

* System design and regulatory requirements may restrict the monitoring area to a lesser amount.

** Subject to agency testing.

*** Check local codes for the required transport times determined by the tube lengths

Beam Detectors Comparison Chart

Features	6500	OSID-R	OSID-DE
Beam	Single IR	Single IR	Dual IR/UV
Technology	Reflective	Reflective	End-to-end/Multi-emitter (*)
Distance	100 m/ 328 ft.	100 m/ 328 ft.	200 m/ 656 ft.
Minimum free FOV	40x40cm/80x80 cm (with LRK)	40x40cm	20x20cm
Building movement	+/-0.5°	+/-1°	+/-2°
Resistance to dust	No	No	Yes
Beam trough glass panes	No	No	Yes
Resistance to solid object intrusion	No	Yes (Fault)	Yes (Fault)
Resistance to sunlight saturation	No	Yes (Fault)	Yes (Fault)
Angle of sunlight rejection	10°	10°	-
Log & diagnostics	No	No	Yes
Test at ground level	Yes	Yes	No
IP range	IP54	IP 55	IP45
T° range	-30°C to 55°C	-20 °C to +55	-10 °C to 55 °C
Max. Current	8.5mA Max. (Intl.) 38.5mA (Conv.)	22 mA @ 15 VDC (Intl.) 54 mA @10.2 V (Conv.)	8mA (31 mA alignment)
Voltage range	15-32VDC (Intl.) 10.2 to 32 VDC (Conv.)	15-32VDC (Intl.) 10.2 to 32 VDC (Conv.)	20-30 VDC

* Up to 7 emitters for a an OSI-90 imager

VESDA-E The Next Generation of VESDA Aspirating Smoke Detectors



Innovative Capabilities

Since pioneering Aspirating Smoke Detection (ASD) technology nearly 30 years ago, VESDA has been recognized as the best in the world, protecting personnel, irreplaceable assets and mission critical infrastructure in the world's most iconic locations.

VESDA-E is the next-generation of ASD technology, featuring multiple innovative capabilities across the new portfolio that delivers a new level of customer experience:

- **VESDA Smoke+**, offers increased sensitivity – up to 15 times greater than VESDA VLP, at least three times better dust rejection, up to twice the longevity while maintaining consistent sensitivity over time and up to 8% less power consumption per unit area.
- **VESDA Flex**, future proof expandability and programming for maximum flexibility using, StaX Hardware expansion modules that easily bolt onto the VESDA-E detector to add additional capabilities.
- **VESDA Verify**, VESDA-E VEA introduces pinpoint addressability to deliver situational awareness to improve response time and efficiency for up to 40 locations.
- **VESDA Connect**, allows for flexible networking and programming options that reduce maintenance and monitoring costs through extensive connectivity options and remote diagnostics tools including Ethernet, Wi-Fi, USB, VESDAnet and Relays.
- **VESDA TCO**, reduces the Total Cost of Ownership (TCO) through Capex value, Opex savings, Plug'n'Play installation, design-less pipe networks, vast monitoring options and backwards compatibility. With VESDA-E you can reduce TCO by up to 15% for non-addressable products and up to 60% for the point addressable products.

How VESDA-E Works

Air is continually drawn from the protected area through the air sampling pipe network and into the detector by a high efficiency aspirator. The air sampling pipe network can contain up to four pipes. The air from each sampling pipe passes through an airflow sensor and then a sample of the air is drawn into the smoke detection chamber via the sampling module, after first passing through the filter. An additional filter provides clean air to protect the optical surfaces inside the detection chamber from contamination.

The Flair™ detection chamber uses CMOS imaging, multi-directional light scattering and sophisticated algorithms for smoke detection and particle type characterization. If the detected smoke is higher than the set alarm thresholds it is reported as an Alert, Action, Fire1 or Fire2 alarm condition. Air is exhausted from the detector and may be vented back into the protected zone. Alarms can be signaled via Relays and VESDAnet. Ethernet and WiFi can be used for configuration and secondary monitoring, and a USB interface is provided for initial setup. A series of LEDs display Alarm, Trouble, Disable and detector power on status. A button allows the user to Reset or Disable the detector. In addition, an optional 3.5" LCD display shows the detector status, including smoke level and a smoke level bar graph, alarm thresholds, trouble status, % airflow level, normalization status and filter life used.



Applications

- Accommodation (Apartments, Hotels, Shops and Offices)
- Correctional Facilities
- Clean Rooms
- Cold Storage
- Cultural/Heritage
- Data and Telecom
- Hospitals and Healthcare
- Insurance
- Marine
- Nuclear Facilities
- Oil and Gas
- Portable Switch Rooms
- Power Generation
- Records Storage
- Transportation
- Wind Power Generation
- Warehousing

VESDA-E Products List

VESDA-E VEU



The VEU series of aspirating smoke detectors are the premium detector of the VESDA-E range. An Ultra-wide sensitivity range; 15 times greater than VESDA VLP, and provision for more sampling holes provide an increased coverage in high airflow applications by at least 40%. Considerably longer linear pipe runs and extended branched pipe network configurations cater perfectly to applications with higher ceilings providing an increased coverage by up to 80% whilst allowing convenient detector mounting for ease of service and maintenance. A range of revolutionary new features provide unsurpassed detection performance, flexibility, field programmability, connectivity and reduced total cost of ownership.

Ordering Codes	Description
VEU-A00	VESDA-E VEU with LEDs, Aluminium Enclosure
VEU-A10	VESDA-E VEU with 3.5" Display, Aluminium Enclosure
Approvals: UL, ULC, CSFM, VdS, CE, ActivFire, FM, NF, VNIPO, CCC, EN 54-20, ISO 7240-20 (Class C (100 holes), Class B (80 holes), Class A (80 holes))	
Dimensions: 350 x 225 x 135 mm (13.8 x 8.9 x 5.3 in)	
Weight: VEU-A00 - 4.83 kg (10.6 lbs), VEU-A10 - 4.9 kg (10.8 lbs)	
Area Coverage: 6.500 m ² (69.965 ft ²)*	

* System design and regulatory requirements may restrict the monitoring area to a lesser amount

VESDA-E VEP



The VESDA-E VEP series of smoke detectors bring the latest and most advanced detection technology to provide very early warning and the best nuisance alarm rejection to a wide range of applications. Built on the Flair detection technology and years of application experience, VEP detectors deliver absolute calibration for lifetime performance and a range of revolutionary new features that deliver user value.

Ordering Codes	Description
VEP-A00-1P	VESDA-E VEP with LEDs, 1 pipe, Plastic Enclosure
VEP-A00-P	VESDA-E VEP with LEDs, 4 pipe, Plastic Enclosure
VEP-A10-P	VESDA-E VEP with 3.5" Display, 4 pipe, Plastic Enclosure
Approvals: UL, ULC, CSFM, FM, ActivFire, CE, VdS, NF, VNIPO, CCC, EN 54-20, ISO 7240-20	
Dimensions: 350 x 225 x 135 mm (13.8 x 8.9 x 5.3 in)	
Weight: VEP-A00-1P: 4.4 kg (9.7 lbs), VEP-A00-P: 4.4 kg (9.7 lbs), VEP-A10-P: 4.5 kg (9.9 lbs)	
Area Coverage: VEP-A00-1P: 1.000 m ² (10.760 ft ²), VEP-A00-P and VEP-A10-P: 2.000 m ² (21.520 ft ²)	

VESDA-E VES



The VESDA-E VES includes a valve mechanism in the inlet manifold and software to control the airflow from four Sectors (pipes). This configuration enables a single zone to be divided into four separate sectors. The VES enables the user to locate the source of smoke by identifying the first sector to reach the Alert level. The detector then continues to sample from all sectors to monitor fire growth and will report separate alarm levels for each sector. The VES provides four individually configurable alarm levels (Alert, Action, Fire 1 and Fire 2) for each sector allowing optimum protection in a wide range of applications.

Ordering Codes

Description

VES-A00-P	VESDA-E VES with LEDs, Plastic Enclosure
VES-A10-P	VESDA-E VES with 3.5" Display, Plastic Enclosure
VES-A00-P-NF	VESDA-E VES with LEDs, Plastic Enclosure - NF
VES-A10-P-NF	VESDA-E VES with 3.5" Display, Plastic Enclosure - NF

Approvals: UL, ULC, CSFM, ActivFire, VdS, EN 54-20, ISO 7240-20

Dimensions: 350 x 225 x 135 mm (13.8 x 8.9 x 5.3 in)

Weight: VES-A00-P: 4.7 kg (10.4 lbs), VES-A10-P: 4.8 kg (10.6 lb)

Area Coverage: 2.000 m² (21.520 ft²)

VESDA-E StaX



VESDA-E Power Supply Units are uniquely designed to complement the style and appearance of VESDA-E aspirating smoke detectors (ASD) and are technically matched to provide sufficient current and battery charging capacity to meet the requirement of EN 54-4. The STX variants are VdS approved and CE marked to EN54-4 so are particularly suitable for use in territories where these approvals are required.

Ordering Codes

Description

VPS-220-STX5	0.5A 7-14AH PSU - STX Black Used with VESDA-E VEP, VESDA-E VEU, VESDA-E VES, and VESDA VLF-500 detectors.
VPS-250-STX5	3A 12-24AH PSU - STX Black Used with VESDA-E VEU detectors (at all fan speeds).
VPS220-STX5-SLV	0.5A 7-14AH PSU - STX Silver Used with VESDA-E VEP, VESDA-E VEU, VESDA-E VES, and VESDA VLF-500 detectors
VPS250-STX5-SLV	3A 12-24AH PSU - STX Silver Used with VESDA-E VEU detectors (at all fan speeds).

Approvals:

- VdS: G220003 & G220018
- CE: 0786-CPR-21681 & 0832-CPR-F2659
- EN54-4:1997+A1:2002+A2:2006

Note: Batteries are NOT included.

VESDA-E VEA



The VESDA-E VEA series of detectors combine VESDA reliability and early warning smoke detection with pinpoint addressability and a variety of annunciation options that truly surpass traditional spot detectors. VEA uses patented sampling points and multi-channel microbore air-sampling with enhanced or standard alarm sensitivity setting for the sampling points. As a multi-channel addressable system, the VEA detector is able to divide a protected space into sampling locations, enabling the localization of a fire for faster incident response. VEA is suitable for the protection of areas where pinpoint location of fire events is essential, thus providing ideal fire detection solutions for offices, hospitals, schools, prisons, multi-story dwellings, cabinets in data centers and warehouse racks. A wide range of features provide flexibility, enhanced connectivity and reduced total cost of ownership.

Ordering Codes	Description
VEA-040-A00	VESDA-E VEA-40 Detector with LEDs
VEA-040-A10	VESDA-E VEA-40 Detector with 3.5" Display
Approvals: UL, ULC, CSFM, FM, ActivFire, CE, VdS, EN 54-20, ISO 7240-20: Class A, B and C	
Dimensions: 352 x 336 x 135.5 mm (13.9 x 13.2 x 5.33 in)	
Weight: VEA-040-A00: 9.9 kg (21.8 lbs), VEA-040-A10: 10 kg (22.2 lbs)	
Area Coverage: 2.000 m ² (21.520 ft ²)	

Note: VEA detector, tubes, and sampling points work as a complete system, it is mandatory to use the VEA microbore tubes and sampling points with VEA detectors.

VESDA-E VEA 40-Relay Local StaX



The VESDA-E VEA Local Relay StaX allows signaling of alarm location from the detector via relays and provides mounting of fire panel loop input modules inside the enclosure.



Ordering Codes	Description
VER-A40-40-STX	VESDA-E VEA 40-Relay Local StaX
Approvals: <ul style="list-style-type: none"> • UL • ULC • EN 54-20 • Major agency approvals pending. 	
Dimensions: 352.05 mm x 340.5 mm x 135.5 mm (13.9 in x 13.4 in x 5.3 in)	
Weight: 5.1 kg (11.22 lbs)	

VESDA-E Accessories List

VESDA-E VEA Accessories


Product Name and Image	Ordering Code	Description
	VSP-970	VESDA-E VEA-40 Mounting Bracket
	VSP-971	VESDA-E VEA-40 Smoke Sensor Module
	VSP-972	VESDA-E VEA Filter (single cartridge)
	VSP-973	VESDA-E VEA Pump
	VSP-974	VESDA-E VEA Rotary Valve
	VSP-975	VESDA-E VEA LED Front Panel
	VSP-976	VESDA-E VEA 3.5" Display Front Panel
	VSP-977	VESDA-E VEA Filter (Pack of 10)
	VSP-978	VESDA-E VEA Sample Point Head Removal Key (Pack of 10)
	VSP-979	VESDA-E VEA Microbore Tube Cutter (Pack of 3)
	VSP-980-ST	VESDA-E VEA Stainless Steel Sample Point
	VSP-1007	VESDA-E VEA VSP-980-ST Sample Point Installation Tool (Pack of 5)
	VSP-1008	VESDA-E VEA VSP-980-ST Sample Point Duct Kit

Product Name and Image	Ordering Code	Description
	VSP-980-W	VESDA-E VEA 6mm Standard Sampling Point
	VSP-980-W22	VESDA-E VEA 6mm Standard Sampling Point (Pack of 22)
	VSP-981-W	VESDA-E VEA 4mm Standard Sampling Point
	VSP-981-W22	VESDA-E VEA 4mm Standard Sampling Point (pack of 22)
	VSP-980-B	VESDA-E VEA 6mm Black Sampling Point
	VSP-980-B22	VESDA-E VEA 6mm Black Sampling Point (pack of 22)
	VSP-981-B	VESDA-E VEA 4mm Black Sampling Point
	VSP-981-B22	VESDA-E VEA 4mm Black Sampling Point (pack of 22)
	VSP-982-W	VESDA-E VEA 6mm Surface Mount Sampling Point
	VSP-982-W22	VESDA-E VEA 6mm Surface Mount Sampling Point (pack of 22)
	VSP-983-W	VESDA-E VEA 4mm Surface Mount Sampling Point
	VSP-983-W22	VESDA-E VEA 4mm Surface Mount Sampling Point (pack of 22)
	VSP-982-B	VESDA-E VEA 6mm Surface Mount Black Sampling Point
	VSP-982-B22	VESDA-E VEA 6mm Surface Mount Black Sampling Point (pack of 22)
	VSP-983-B	VESDA-E VEA 4mm Surface Mount Black Sampling Point
	VSP-983-B22	VESDA-E VEA 4mm Surface Mount Black Sampling Point (pack of 22)
	VSP-990-330	VESDA-E VEA 6mm Microbore Tube UL-compliant Plenum-rated (330ft)
	VSP-991	VESDA-E VEA 4mm Microbore Tube UL-compliant Plenum-rated, 500 ft
	VSP-998	VESDA-E VEA 6mm Blanking Plug (pack of 50)
	VSP-1000	VESDA-E VEA 6mm to 4mm Reducer (pack of 10)
	VSP-1001	VESDA-E VEA 6mm to 6mm Straight Union (pack of 10)
	VSP-1002	VESDA-E VEA 4mm to 4mm Straight Union (pack of 10)
	VSP-1003	VESDA-E VEA 6mm to 6mm Right Angle Joiner (pack of 10)
	VSP-1004	VESDA-E VEA 4mm to 4mm Right Angle Joiner (pack of 10)


Product Name and Image	Ordering Code	Description
	VSP-1005	VESDA-E VEA 4mm to 6mm SPL PT Tube Converter
	VSP-1006	VESDA-E VEA Volumetric Chamber

VESDA-E VEU/VEP/VES Accessories

Product Name and Image	Ordering Code	Description
	VSP-955	VESDA-E VES Scanner Manifold Spare
	VSP-956	VESDA-E VEP/VEU Flow Sensor Manifold
	VSP-960	VESDA-E Mounting bracket
	VSP-961	VESDA-E Exhaust Adaptor US
	VSP-962	VESDA-E VEU/VEP/VES Filter (single cartridge)
	VSP-962-20	VESDA-E VEU/VEP/VES Filter (pack of 20 cartridges)
	VSP-963	VESDA-E Aspirator
	VSP-964-03	VESDA-E Smoke Detection Chamber - MK3
	VSP-965	VESDA-E Sampling Module
	VSP-966	VESDA-E VEU-A00 Front Cover with LEDs
	VSP-967	VESDA-E VEU-A10 Front Cover with 3.5" Display
	VSP-968	VESDA-E VEP-A00-P/1P Front Cover Plastic with LEDs

Product Name and Image	Ordering Code	Description
	VSP-969	VESDA-E VEP-A10-P Front Cover Plastic 3.5" Display
	VSP-969-S	VESDA-E VES-A10-P Front Cover Plastic (3.5" Display)

Detector Enclosures


Product Name and Image	Ordering Code	Description
 Detector Enclosure	020-050-E	This IP66 enclosure is built to accommodate either a VESDA-E VEU, VESDA-E VEP, VESDA-E VES or VESDA VLF detector. The enclosure has a hinged door for easy access for installation and maintenance which includes a glass window to view the onboard display. It includes predrilled holes for inlet and exhaust ports and cable entries so that installation of a detector is a simple process requiring minimum tools. Moreover the enclosure is supplied with pipe fitting to ensure that the IP66 integrity of the enclosure is maintained.

VESDA-E Demo Kits

Ordering Code	Description
VKT-800	VESDA-E VEU Demo Kit
VKT-850	VESDA-E VEP Demo Kit
VKT-855	VESDA-E VES Demo Kit
VKT-900	VESDA-E VEA Demo Kit

Power Supplies

VESDA-E VEA Power Supply

	VPS-VEA-115UL	VPS-VEA-230UL
		
Nominal AC Supply Voltage	120VAC/2.0A/60Hz	230VAC/1.0A/50Hz
Output Current	27VDC/2.8A Continuous 27VDC/5A Alarm	
Dimensions (H x W x D)	438 mm x 330 mm x 142 mm (17.25 in. x 13 in. x 5.6 in.)	

VESDA Aspirating Smoke Detection



The World's leading ASD Brand

VESDA very early warning smoke detection solutions provide the earliest possible warning of an impending fire hazard. VESDA buys time to investigate an alarm and initiate an appropriate response to prevent injury, property damage or business disruption. And because VESDA has the industry's widest sensitivity range and multi-level warnings, even minute levels of smoke can be detected before a fire has time to escalate. As the leading ASD brand specified by fire professionals around the world, VESDA is synonymous with reliable, high performance fire detection.

How VESDA Works

VESDA works by continuously drawing air into a distributed pipe network via a high-efficiency aspirator. The air sample then passes through a dual-stage filter. The first stage removes dust and dirt from the air sample before it enters the laser detection chamber. The second, ultra-fine stage provides an additional clean-air supply to keep the detector's optical surfaces free from contamination, ensuring stable calibration and long detector life as well as minimizing nuisance alarms.


From the filter, the air sample goes through the calibrated detection chamber where it is exposed to a laser light source. When smoke is present, light is scattered within the detection chamber and is instantly identified by the highly sensitive receiver system. The signal is then processed and presented via a bar-graph display, alarm threshold indicators and/or graphic display. VESDA detectors are able to communicate this information to a fire alarm control panel, a software management system, or a building management system via relays or a High Level Interface (HLI).

Applications


- IT and Communications
- Highrise and Residential
- Manufacturing
- Airport
- Railway
- Car Parks (underground)
- Logistics/ Warehouse
- Logistics/ Cold Storage
- Correctional Facilities
- Cultural and Heritage
- Power Generation
- Control/Switch Rooms
- Retail and Commercial
- Oil and Gas
- Waste Recycling
- Mining

VESDA Products List


VESDA VLF-250

	<p>A very early warning smoke detector designed to protect small, business-critical environments of less than 250 m² (2,690 ft²).</p>
Ordering Codes	Description
VLF-250-00	VESDA VLF. European language set. English display labels
VLF-250-01	VESDA VLF. European language set. International display labels
<p>Approvals: UL, ULC, FM Class I Div II, ActivFire, CE, LPCB, VdS, VNIPO, NF, EN 54-20 (Classes A (12 holes), B (12 holes), C (12 holes)), CCC. UL 94V0, NF F16-101, DIN 5510-2, EN 50155, SIL 2 as per IEC 61508 (2010) only for Rail Applications</p>	
<p>Dimensions: 256 x 183 x 92 mm (10 x 7 x 3 in)</p>	
<p>Weight: 2 kg (4.4 lbs)</p>	
<p>Area Coverage: 250 m² (2,690 ft²)</p>	

VESDA VLF-500











	<p>A very early warning smoke detector designed to protect small, business-critical environments of less than 500 m² (5,380 ft²).</p>
Ordering Codes	Description
VLF-500-00	VESDA VLF. European language set. English display labels
VLF-500-01	VESDA VLF. European language set. International display labels
<p>Approvals: UL, ULC, FM Class I Div II, ActivFire, CE, LPCB, VdS, VNIPO, NF, EN 54-20 (Classes A (30 holes), B (30 holes), C (30 holes)), CCC UL 94V0, NF F16-101, DIN 5510-2, EN 50155, SIL 2 as per IEC 61508 (2010) only for Rail Applications</p>	
<p>Dimensions: 256 x 183 x 92 mm (10 x 7 x 3 in)</p>	
<p>Weight: 2 kg (4.4 lbs)</p>	
<p>Area Coverage: 500 m² (5,380 ft²)</p>	

VESDA VLI

	<p>The VESDA VLI is an industry first early warning aspirating smoke detection system, designed to protect industrial applications up to 2.000 m² (21.520 ft²). The VLI detector combines a patented fail-safe Intelligent Filter with Clean Air Zero and clean-air barrier for optics protection complementing absolute detection and providing longer detection chamber life all enclosed in a robust IP66-rated enclosure.</p>
Ordering Codes	Description
VLI-880	VESDA VLI Detector
VLI-885	VESDA VLI with VESDAnet
<p>Approvals: UL, ULC, FM, ActivFire, CE, VdS, LPCB, NF, SIL 2 as per IEC 61508, EN 54-20 (Class A (24 holes), Class B (28 holes), Class C (60 holes))</p>	
<p>Dimensions: 426.5 x 316.5 x 180 mm (16.8 x 12.5 x 7.1 in)</p>	
<p>Weight: 6.035 kg (13.3 lbs)</p>	
<p>Area Coverage: 2.000 m² (21.520 ft²)</p>	

VESDA Accessories List

Remote Mount Configuration (VRT) - Single Box


Product Image	Ordering Code	Description
	VRT-100	Programmer. Includes remote termination card with no relays.
	VRT-200	VESDA VLP with a remote termination card. Display. 7 Relays
	VRT-600	VESDA VLP with a remote termination card. Display. No Relays
	VRT-400	VESDA VLS Display with a remote termination card. 7 Relays
	VRT-700	VESDA VLS Display with a remote termination card. No Relays
	VRT-800	VESDA VLS Display with a remote termination card. 12 Relays
	VRT-W00	VESDA VLF Display with a remote termination card. No Relays
	VRT-V00	VESDA VLF Display with a remote termination card. 7 Relays
	VRT-J00	VESDA VLC Display with a remote termination card. 7 Relays
	VRT-K00	VESDA VLC Display with a remote termination card. No Relays
	VRT-T00	VESDA VLI Display with a remote termination card. No Relays
	VRT-Q00	VESDA VLI Display with a remote termination card. 7 Relays
	VRT-300	For remote connection to the VESDAnet.
	VRT-500	Includes blank plate with a remote mounting box. 7 Relays version for VLP, VLF, or VLC
	VRT-E00	Includes blank plate with a remote mounting box. 7 Relays version for VLS
	VRT-900	Includes blank plate with a remote mounting box. 12 Relays version for VLS
	VRT-S07	A remote termination card with new software supplied in a remote mounting box (VRT); it allows reporting of ANY alarm or fault condition that appears on a VESDAnet loop regardless of the initiating zone.
	VRT-J0000-MRN	Remote Display – VESDA VLC Marine

Note: All configurations include the remote mounting box, and are identifiable from a standard remote mounting box by the text on the blue cover. They can also be distinguished by the part number on the ratings label that appears on the bottom of the unit.

Detector and Subrack Enclosures

Product Name and Image	Ordering Code	Description
 <p>19" Rack enclosure</p>	020-055	For up to five VESDA sub racks (not included). The enclosure has a glazed lockable door and an internal swing frame to allow easy access to the back of the sub rack.
 <p>19" Rack Enclosure</p>	020-052	For up to two VESDA sub racks (not included). The enclosure has a glazed lockable door and an internal swing frame to allow easy access to the back of the sub rack.
 <p>Detector Enclosure</p>	020-050	<p>This IP66 enclosure (RAL 7035 powder coated) is built to accommodate either a VESDA VLP, VESDA VLS, VESDA VLC or VESDA VLF detector, or a Remote Module for a programmer or Display. The enclosure has a hinged door for easy access for installation and maintenance which includes a glass window to view an onboard display. It includes predrilled holes for inlet and exhaust ports and cable entries so that installation of a Detector/ Remote Module is a simple process requiring minimum tools.</p> <p>The 020-050-SS is a specific version made of Stainless Steel Grade 316L providing an improved corrosion resistance for marine applications or similar environments.</p> <p>The 020-050-E is a specific version that is built to complement the VESDA range of detectors, it accommodates either a VESDA-E VEU, VESDA-E VEP, VESDA-E VES or VESDA VLF detector.</p>
	020-050-SS	
	020-050-E	
	149-021	Single row blanking plate. Used to fill the enclosure if less sub racks are used than the enclosures maximum.

Sub Rack Configurations (VSR)



The VESDA Sub Rack can be configured in thousands of different ways.

To configure, choose a module for each of the four positions shown below. The modules will be assembled in the configuration you specify, from left to right. Position 1 is the far left position, while Position 4 is the far right. The Sub Rack mounts on any standard 19" rack. Sub rack enclosures are also available.

Sub Rack configurations include the options for both "front" and "back" modules.

- Front module: is a display, programmer, or VESDAnet socket.
- Back modules: are remote termination cards with a variety of relay options.

To configure your Sub Rack, use the matrix that follows.

The "Empty" Sub Rack: VSR - 0000 is a 19" Sub Rack without remote modules. Once modules are added, the part number will change as appropriate. VSR - 0000 has four positions for modules. Select a module for each position from the matrix below.

Pre-configured examples:



VSR - 2100 (Code 2-1-0-0): 19" Sub Rack with 1 Standard Display with 7 - relay remote termination card in position 1 and a Programmer in position 2. Blank plates are in position 3 and 4.






VSR - 4423 (Code 4-4-2-3): 19" Sub Rack with: 2 Scanner Displays with 7 - relay remote termination cards in positions 1 and 2. A Standard Display with 7 - relay remote termination card occupies position 3 and a VESDAnet Socket is in position 4.

VSR Spare Modules

1. All programmers and displays require remote termination cards.
2. Every relay termination card requires a display or relay processor board.
3. If you are using the sub rack for remote relays only, you must have a relay processor board in each position that has a relay.

Code	Description
0	Blank plates
1	Programmer with remote termination card - no relays
2	Standard display with 7 relay remote termination card
3	VESDAnet Socket
4	Scanner display with 7 relay remote termination card
5	7 relay remote termination card and relay processor
6	Standard display with remote termination card - no relays
7	Scanner display with remote termination card - no relays
8	Scanner display with 12 relay remote termination card
9	12 relay remote termination card and relay processor
A	Programmer sharing adjacent termination card
J	VLC VN Display with 7 relays
K	VLC VN display with no relays
Q	VLI display with 7 relays
T	VLI display with no relays
V	VLF display with 7 relay remote termination card
W	VLF display without relays

VESDAnet and Relay Cards

Product Name and Image	Ordering Code	Description
 VESDAnet Network Interface Card	VIC-010	A simple interface card for the range of VESDA VLF smoke detectors. The VN Card provides seamless VESDAnet communication from the detector to other VESDAnet devices, including configuration and monitoring tools.
 VESDAnet multi-function Control Card	VIC-020	Provides additional 2 relays and 1 General Purpose Output (GPI). For VESDA VLF
 VESDAnet Network Interface Card with MPO	VIC-030	VESDA multi-function Control Card with Powered Output (MPO). Provides all the features of the VIC-020 with an additional Relay which can be programmed as a Monitored Powered Output. For VESDA VLF

Programming Options



The PC - Link High Level Interface (PC - Link HLI) connects a PC and VESDA system. Each PC - Link HLI includes two cables (It does not include a PC):

- RS232 from HLI to PC Com port
- RS485 from HLI to VESDAnet Socket




Product Image	Ordering Code	Description
	VHX-0400	ModBus HLI - Type 1 Metal Box Wall-mounted
	VHX-0410	ModBus HLI - Type 2 Metal Box Wall-mounted
	VHX-1200	Wall-mounted HLI. Links VESDAnet with Xtralis VSM4 and Xtralis VSC. Includes a built-in VESDAnet port and VESDAnet socket card.
	VHX-1300	Wall-mounted Open Protocol Peer-to-Peer
	VHX-1310	Wall-mounted Open Protocol Master-Slave
	VHX-1320	VESDA Access HLI Metal Box Wall-mounted
	VHX-1400	ModBus HLI - Type 1
	VHX-1410	ModBus HLI - Type 2
	VHX-1420	VESDA Modbus Type 3 HLI Metal Box Wall-mounted

Spare Parts/Modules

Part Number	Description
VSP-003	VESDAnet Socket kit
VSP-004	VESDA VLS Display Module
VSP-005	Filter Cartridge
VSP-007	Remote Termination Card No Relays (RTC0)
VSP-008	Remote Termination Card 7 Relays (RCT7)
VSP-018	Filter Switch
VSP-019	Filter Cover
VSP-021	Metric to Imperial Pipe Adapters, Kit of 4
VSP-022	Mounting box detector
VSP-025	Filter Cartridge - Pack of 20
VSP-030	VESDA VLI Intelligent Filter Spare Part
VSP-031	VESDA VLI Secondary Foam Filter Spare Part
VSP-032	VESDA VLI Aspirator Spare Part
VSP-033	VESDA VLI Chamber Assembly Spare Part
VSP-034	VESDA VLI VESDAnet Card Spare Part
VSP-035	VESDA VLI Remote Display Module
VSP-036	VESDA VLI Ultrasonic Flow Manifold Spare
VSP-102	Non Scanner relay processor module (DRP). Required if remote relays are used with no display
VSP-103	Scanner relay processor Module (DRP). Required if remote relays are used with no display
VSP-511	VESDAnet RS-485 15-way cable
VSP-715	VLF Aspirator
VSP-722	VESDA VLF-250 Aspirator Assembly (1 fan)
VSP-725	VESDA PSU Filter
VSP Exhaust	Exhaust Deflector, Grey, for use with VESDA VLF
F-BO-AFE70-2	FAAST Purging System AFE70-2 (Low Flow)
F-BO-AFE70-3	FAAST Purging System AFE70-3 (High Flow & sub-zero temperatures)
VSP-850-G	Xtralis In-Line Filter - Grey
VSP-850-R	Xtralis In-Line Filter - Red
VSP-855-4	Xtralis In-Line Filter Elements - pack of 4
VSP-855-20	Xtralis In-Line Filter Elements - pack of 20

Power Supplies

Power Supplies - all countries

	VPS-220-E5 	VPS-215-E5 	VPS-250-E5 
Nominal AC Supply Voltage	230 Vac (tested +10%—15%)		
Output Voltage	20.0-30 VDC	20.0-30 VDC	20.0-30 VDC
Load	0.5 / 1.0A (1A non-certified to EN54-4)		3 / 3.4A (3.4A non-certified to EN 54-4)
Dimensions (H x W x D)	225 x 351 x 110 mm	226 x 286 x 113 mm	352 x 455 x 182 mm
Weight	3 kg (without batteries) 14 kg (with max batteries)	2.5 kg (without batteries) 8 kg (with max batteries)	7 kg (without batteries) 35 kg (with max batteries)

VESDA Demo Kits

Ordering Code	Description
VKT-020	VESDA VLF-250 Demo Unit Only Demo unit with power connector plug installed and short length of pipe, elbow, end cap and two pipe labels. Euro language.
VKT-050	VESDA VLF-500 Demo Unit Only Demo unit with power connector plug installed and short length of pipe, elbow, end cap and two pipe labels.

ICAM Accessories List

Baffles

Part Number	Description
06-0000	Blanking Baffle (pack of 10)
06-AD10	Baffle for Tyco detector MX 801PH, MX 830PH, FC 460PH, MX 850PH (pack of 10)
06-AG10	Baffle for Argus Sagittarius SG100 (pack of 10)
06-AP10	Baffle for Apollo detector Discovery optical, S65 & XP95, UTC Fire and Security DP 652, DP 951, DP 991 (pack of 10)
06-DT10	Baffle for Detectomat detector CT 3000 O, PL 3200 O & PL 3300 O (pack of 10)
06-GE20	Baffle for UTC Fire and Security detector DP 721I & DP 2061 (pack of 10)
06-GT10	Baffle for Gent detector S4-710 OH, S4-911 O2HCO & S4-901 O2HCO using S4-700 base (pack of 10)
06-HK10	Baffle for Hochiki detector SLR-E3, ALK-V & ALG-E (pack of 10)
06-HK30	Baffle for Hochiki detector ALN-EN and ALN-V(H) using YBN-R/3 base (pack of 10)
06-HK40	Baffle for Hochiki detector SLV-24V (pack of 10)
06-SS10	Baffle for System Sensor detector 7251EM, 2251EM, LZR1-M and Notifier FSL-7251E View (pack of 10)
06-SS11	Baffle for System Sensor detector 2251EM, 7251 Pinnacle, LZR1-M, FSL-751E, SDX 751 using B5241EFT Isolator Base (pack of 10)
06-SM10	Baffle for Siemens FDOOTC241 and FDOOT241-A9 with FDB222 base (pack of 10)
06-SM20	Baffle for Siemens OOH740 with DB722 base without Base Seal (pack of 10)

Note: The listed baffles are for detectors fitted to standard mounting bases only unless otherwise stated.

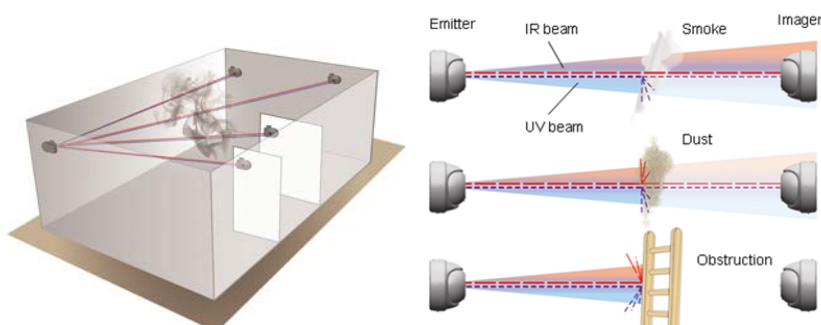
OSID Open-area Smoke Imaging Detection



OSID-DE Dual-ended smoke imaging detector

The dual-ended, OSID-DE (OSI-10 and OSI-90), combines dual frequency (IR and UV) beams with a CMOS Imager detector. OSID-DE operates in both pitch dark as well as bright sunlight. With this new award winning technology also comes; high tolerance to vibration and structural movement as well as good resistance to transient dust, fogging, steam, reflections and object intrusion. On-board log memory for diagnostic purposes completes the picture. The OSI-90 Imager (receiver) can have up to seven emitters and provides easy 3D coverage for atria, domes etc. Fast and easy installation is an extra perk.

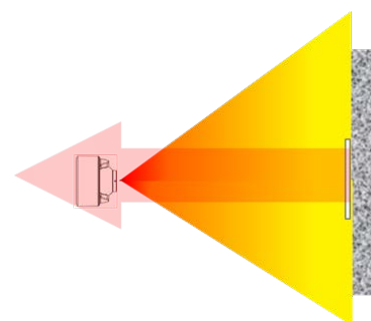
True spatial detection



OSID-R

Reflective smoke imaging detector

OSID-R is a single IR beam using also a CMOS imager for signal analysis which provides greater levels of information for better decision making than any simple and basic IR photocell receiver technology. It features good tolerance to structural movement, reflections and object intrusion.



Applications

- Shopping Malls
- Long Corridors
- Airport Terminals and Train Stations
- Heritage Buildings
- Suspended Ceilings
- Challenging Logistics
- Indoor Stadiums and Arenas
- Dirty Environments
- Hotel and Office-tower Atriums
- Churches and Cathedrals
- Exhibition and Convention Centers
- Industrial and Manufacturing Facilities

OSID Products List

OSID-DE



OSID-DE is a new innovation in projected beam smoke detection technology. By using advanced dual wavelength projected beams and optical imaging technology for early warning smoke detection, OSID-DE provides a low-cost, reliable and easy-to-install solution that overcomes typical beam detection issues such as false alarm incidents and alignment difficulties.

Ordering Codes	Description
OSI-10	Imager - 7° coverage
OSI-90	Imager - 80° coverage
OSE-SP-01	Emitter - Alkaline Battery
OSE-SPW	Emitter - Standard Power, Wired
OSE-HPW	Emitter - High Power, Wired
OSE-HP-01	Emitter - High Power, Alkaline Battery
Approvals: UL, ULC, FM, VdS, NF-SSI (AFNOR), CSFM, CCCF, ActivFire, BOSEC, VNIPO, CE - CPR and EMC	
Dimensions: 208 x 136 x 96 mm (8.19 x 5.35 x 3.78 in.)	
Weight: Imager: 610 g., Emitter (battery powered): 1.2 kg, Emitter (wired): 535 g	
Area Coverage: 2.000 m ² (21.520 ft ²)	

OSID-R





OSID-R is a new innovation in reflective beam smoke detection technology. It's using a single IR wavelength projected beam and optical imaging technology for smoke detection. OSID-R provides a low cost, reliable and easy-to-install solution that minimizes typical beam detection issues such as false alarm incidents and alignment difficulties.

Ordering Codes	Description
OSI-R	Conventional imaging smoke beam smoke detector including reflector - UL approved
OSI-RA	Conventional imaging smoke beam smoke detector including reflector - ULC approved
Approvals: UL, ULC, CSFM, FM, CE – CPR & EMC, NF-SSI (AFNOR)	
Dimensions: 152.4 x 254 x 114.3 mm (6 x 10 x 4.5 in.)	
Weight: 1.12 kg (2.48 lbs)	
Area Coverage: 1800 m ² (19368 ft ²)	







OSID Accessories List

OSID-DE Accessories


Product Name and Image	Ordering Code	Description
	OSID-INST	OSID Installation Kit
	OSID-EHE	Emitter environmental housing IP66
	OSID-EHI	Imager environmental housing IP66
	OSP-001	FTDI Cable 1.5m
	OSP-002	Laser Alignment tool
	OSID-WG	Wire Guard for Imager and Emitter
	OSE-RBA	Spare alkaline battery pack for Emitter units
	OSE-RBL	Replacement Lithium Ion Kit
	OSE-ACF	Anti-condensation film for Emitters
	OSEH-ACF	Anti-condensation film for OSID-EHE and OSID-EHI environmental housings
	OSP-003	Acrylic test filter - 10 pack
	OSP-003-200	Acrylic test filter - bulk pack 200 units

Product Name and Image	Ordering Code	Description
	RTS151KEY	Imager Reset Station Flush Mount
	RTS151KIT	Imager Reset Station Surface Mount



OSID-R Accessories

Product Name and Image	Ordering Code	Description
	OSP-002	Laser Alignment tool
	OSP-004	Test filter - 10 pack
	RTS151KEY	Test and reset station for flush mount
	RTS151KIT	Test and reset station for surface mount
	BEAMHKR	Heater kit for the reflector
	6500MMK	Multi-mount accessory for ceiling or wall mounting with additional mounting adjustment

OSID-DE Demo Kit

Product Name and Image	Ordering Code	Description
	VKT-301	OSID Demo kit consisting of 2 X OSE-SPW (fitted with alkaline batteries), 1 X OSI-90, 1 X OSID-INST, fitted in a carry case with mounting plates.

OSID-DE Software

Software	Description
 OSID-DE Diagnostic Tool	<p>OSID-DE Diagnostic Tool is an industry first and unique to the beam market used to retrieve events and data stored in the Imager. It provides a wealth of information surrounding an alarm, fault or any significant change. Data can be analysed and plotted revealing; IR/UV attenuation, beam positioning, temperature, reference signals, contamination etc.</p> <p>Ordering Info: OSID-DE Diagnostic Tool is available for download from www.xtralisis.com.</p>
 OSID-DE Selection Assistant	<p>OSID-DE Selection Assistant. Excel based calculation tool to find the best suited OSID-DE solution for a given area. Also compares OSID-DE the solution to any third party beam, including labor and wiring.</p> <p>Ordering Info: Available for download from www.xtralisis.com.</p>

Aspirating Smoke Detection Combined with Gas Monitoring



ASD with Gas Detection and Environmental Monitoring

As the world's leading manufacturer of aspirating smoke detection (ASD) solutions, Xtralis has introduced the VESDA Sensepoint XCL gas detector that connects to Xtralis ASD systems to deliver superior gas detection via multiple hole (multi-point) sampling.

VESDA Sensepoint XCL:

- Leverages existing VESDA ASD pipe networks to cost effectively detect both smoke and gas in addition to providing environmental monitoring
- Provides detection for multiple gases through simple expansion without major construction or retrofitting
- Conditions the air to remove dirt, particulates, moisture, poisonous agents, and cross-interference gases
- Suitable for harsh environments
- Provides non-intrusive detection for aesthetics or to prevent vandalism
- Enables centralized monitoring and communication with building systems for real-time awareness
- Easily integrates with FACP/ PLCs/ HVAC/ BMS
- VSC and VSM4 integration for remote access to detectors (Modbus version) operating status

How VESDA Sensepoint XCL - Large Bore Works

VESDA Sensepoint XCL – Large Bore is designed to be incorporated to existing or new ASD pipe networks without major construction or electrical cabling / conduit and utilizes the flow in the pipe for the continuous delivery of air samples to the gas sensor for analysis. It is capable of remote sampling which means the detector can be placed outside the detection zone at a convenient location saving time and money for routine maintenance & service. Air drawn to the detector can be conditioned to remove contaminants which ensures detector maintains reliable long-term performance in a wide range of environments.

A single VESDA Sensepoint XCL – Large Bore detector delivers multi-point gas sampling capability giving it the advantage of providing greater coverage area, increased design flexibility and reliable detection in high airflow areas when compared to fixed point gas detectors.

How VESDA Sensepoint XCL - Micro Bore ASD System Works

VESDA Sensepoint XCL detector can be added to existing or new VESDA-E VEA tube network installations to actively monitor for gas leakages and build-ups. It integrates with other building systems, including fire alarm control panels, PLCs, HVAC and building management systems, and provides real-time situational awareness for intelligent emergency response. VESDA Sensepoint XCL – Micro Bore ASD System provides significant installation and routine maintenance cost savings by providing easy access to diagnostic information for servicing. Sensor cartridges are easily replaced in the field through simple steps.

Applications

- Battery rooms for the detection of hydrogen
- Boiler rooms for the detection of natural gas or LPG
- Control centers in refineries for detection of methane or hydrogen sulfide ingress
- Road tunnels for the detection of carbon monoxide and nitrogen dioxide
- Building utility rooms for the detection of natural gas or LPG
- Elevator shafts for the detection of methane or carbon monoxide
- Warehouse roof spaces for the detection of natural gas from space heaters
- Laboratories for the detection of various flammable and toxic gases
- Enclosed vehicle parking/loading docks for the detection of carbon monoxide and nitrogen dioxide
- Indoor air quality monitoring
- Beverage distilleries
- Detection of various combustible gases in fuel storage areas
- Monitoring of oxygen levels and detection of toxic gases in confined spaces
- Food & beverage for the detection of alcohols and carbon dioxide
- Detection of refrigerant leakage in refrigerated systems
- Greenhouses for the monitoring and control of carbon dioxide levels
- Bus and Train Locomotive Depots
- Universities and schools
- Commercial premises
- Hotels, Hospitals, Residential

How VESDA Sensepoint 301C Gas Controller and VESDA Sensepoint 301R Relay Module X8 Works

The VESDA Sensepoint 301C Gas Controller enables centralised configuration and monitoring of VESDA Sensepoint XCL – Large & Micro Bore (Modbus) gas detectors.

The controller connects up to 96 VESDA Sensepoint XCL (Modbus version) detectors and provides 4 programmable relays (alarms, faults) for installations requiring additional relay outputs – additional 16 relay outputs can be provided through the VESDA Sensepoint 301R X8 Relay Module.

VESDA Sensepoint XCL Products List

VESDA Sensepoint XCL- Micro Bore ASD System



Xtralis the manufacturer of the market leading VESDA Aspiring Smoke Detection (ASD) technology has developed with its sister company Honeywell Analytics a new concept of aspirated gas detectors. When used with the VESDA-E VEA; VESDA Sensepoint XCL provides early warning of the presence of gases for occupant protection and system monitoring whilst at the same time ensuring protection against fire threats. Through its embedded Bluetooth interface, VESDA Sensepoint XCL detector enables customers to pair the gas detector with their smart device applications to perform installation, commissioning and maintenance. This ensures a faster VESDA Sensepoint XCL installation, rapid configuration, simplicity to operate, and simplified maintenance.

Ordering Codes	Description
XCL-VEA-CO-RA	VESDA Sensepoint XCL CO 300ppm 4-20mA Relay for VEA
XCL-VEA-CO-RM	VESDA Sensepoint XCL CO 300ppm Modbus Relay for VEA
XCL-VEA-CH4-RA	VESDA Sensepoint XCL CH ₄ 0-100% LEL 4-20mA Relay for VEA
XCL-VEA-CH4-RM	VESDA Sensepoint XCL CH ₄ 0-100% LEL Modbus Relay for VEA
XCL-VEA-H2-RA	VESDA Sensepoint XCL H ₂ 1000ppm 4-20mA Relay for VEA
XCL-VEA-H2-RM	VESDA Sensepoint XCL H ₂ 1000ppm Modbus Relay for VEA
XCL-VEA-CO2VV-RA	VESDA Sensepoint XCL CO ₂ 5% v/v 4-20mA Relay for VEA
XCL-VEA-CO2VV-RM	VESDA Sensepoint XCL CO ₂ 5% v/v Modbus Relay for VEA
XCL-VEA-CO2PP-RA	VESDA Sensepoint XCL CO ₂ 5000ppm 4-20mA Relay for VEA
XCL-VEA-CO2PP-RM	VESDA Sensepoint XCL CO ₂ 5000ppm Modbus Relay for VEA
XCL-VEA-CO-RA-5	5 x VESDA Sensepoint XCL CO 300ppm 4-20mA Relay for VEA
XCL-VEA-CH4-RA-5	5 x VESDA Sensepoint XCL CH ₄ 0-100% LEL 4-20mA Relay for VEA
XCL-VEA-H2-RA-5	5 x VESDA Sensepoint XCL H ₂ 1000ppm 4-20mA Relay for VEA

Approvals:

Electrical Safety

- Conforms to EN/UL/IEC61010-1
- Certified to CSA-C22.2 No. 61010- 1-12

• CE - EMC

- EN 50270

• RADIO

- RED, FCC, BT SIG

• OTHERS

- UL2075 (CO and CH₄), AS 1668.2

Dimensions: 113 x 113 x 59 mm (4.4 x 4.4 x 2.3 in)

Weight: 500 g (1.1 lb)

Spare Parts

Part Number	Description
XCL-FILTER	VESDA Sensepoint XCL Replacement Filter - Pack of 10
XCL-VEA-CAL	VESDA Sensepoint XCL Calibration/Flow Cap for VEA
XCL-M20-CG	VESDA Sensepoint XCL Cable Glands - Pack of 10
XCL-VEA-TUB	VESDA Sensepoint XCL Tubing Interface for VEA
XCL-COVER	VESDA Sensepoint XCL Sensor Cover with Gasket
XCL-XRL-SC-CO	VESDA Sensepoint XCL/XRL Replacement Sensor - CO 300ppm

Part Number	Description
XCL-SC-CH4	VESDA Sensepoint XCL Replacement Sensor – CH ₄ 0-100% LEL
XCL-XRL-SC-H2	VESDA Sensepoint XCL/XRL Replacement Sensor – H ₂ 1000ppm
XCL-SC-CO2VV	VESDA Sensepoint XCL Replacement Sensor - CO ₂ 5% v/v
XCL-SC-CO2PP	VESDA Sensepoint XCL Replacement Sensor - CO ₂ 5000ppm

VESDA Sensepoint XCL- Large Bore



VESDA Sensepoint XCL – Large Bore is a gas detection solution that utilizes the ASD pipe network to deliver superior gas detection via multiple hole (multi-point) sampling. The combined solution provides reliable detection of gases for occupant protection and process monitoring whilst simultaneously ensuring protection against fire threats.

The VESDA Sensepoint XCL – Large Bore portfolio has a range of gas sensors that addresses a wide range of applications and through its Bluetooth interface can be paired with a smart device for commissioning and maintenance. The smart device application (Sensepoint App) provides quick access to detector diagnostic information and simplifies detector configuration, calibration and bump testing.

Ordering Codes	Description
XCL-LB-CH4-RA	Flammable (CAT) 20-100% LEL 4-20mA Relay
XCL-LB-CH4-RM	Flammable (CAT) 20-100% LEL Modbus Relay
XCL-LB-O2-RA	Oxygen 25.0% v/v (Fixed) 4-20mA Relay
XCL-LB-O2-RM	Oxygen 25.0% v/v (Fixed) Modbus Relay
XCL-LB-CO-RA	Carbon Monoxide 50 to 1000 ppm 4-20mA Relay
XCL-LB-CO-RM	Carbon Monoxide 50 to 1000 ppm Modbus Relay
XCL-LB-H2-RA	Hydrogen 1000ppm (Fixed) 4-20mA Relay
XCL-LB-H2-RM	Hydrogen 1000ppm (Fixed) Modbus Relay
XCL-LB-H2S-RA	Hydrogen Sulphide 10 to 50 ppm 4-20mA Relay
XCL-LB-H2S-RM	Hydrogen Sulphide 10 to 50 ppm Modbus Relay
XCL-LB-NO2-RA	Nitrogen Dioxide 5 to 50 ppm 4-20mA Relay
XCL-LB-NO2-RM	Nitrogen Dioxide 5 to 50 ppm Modbus Relay
XCL-LB-NH3-RA	Ammonia 50 to 200 ppm 4-20mA Relay
XCL-LB-NH3-RM	Ammonia 50 to 200 ppm Modbus Relay
XCL-LB-CO2PP-RA	Carbon Dioxide 1000 to 5000 ppm 4-20mA Relay
XCL-LB-CO2PP-RM	Carbon Dioxide 1000 to 5000 ppm Modbus Relay
XCL-LB-CO2VV-RA	Carbon Dioxide 1.0 to 5.0% v/v 4-20mA Relay
XCL-LB-CO2VV-RM	Carbon Dioxide 1.0 to 5.0% v/v Modbus Relay

Approvals:

Electrical Safety

- Conforms to EN/UL/IEC61010-1
- Certified to CSA-C22.2 No. 61010- 1-12

• CE - EMC

- EN 50270

• RADIO

- RED, FCC, BT SIG

• OTHERS

- UL2075 (CO and CH₄), AS 1668.2

Dimensions: 113 x 113 x 59 mm (4.4 x 4.4 x 2.3 in)

Weight: 500 g (1.1 lb)

Spare Parts

Part Number	Description
XCL-LB-CAP	Flow Cap
XCL-LB-ELB	60° Elbows – pack of 4
XCL-M20-CG	Cable Glands – pack of 10
XCL-LB-FLT-1	Filter CAT, NH ₃ , CO ₂ – pack of 10
XCL-LB-FLT-2	Filter CO, O ₂ , H ₂ S, NO ₂ , H ₂ – pack of 10
XCL-LB-COV-1	Sensor Cover CAT, NH ₃ , CO ₂
XCL-LB-COV-2	Sensor Cover CO, O ₂ , H ₂ S, NO ₂ , H ₂
XCL-SC-O2	Replacement Sensor - O ₂ 25% v/v
XCL-SC-NH3	Replacement Sensor - NH ₃ 50-200 ppm
XCL-SC-NO2	Replacement Sensor - NO ₂ 5-50 ppm
XCL-SC-H2S	Replacement Sensor - H ₂ S 10-50 ppm
XCL-XRL-SC-H2	Replacement Sensor - H ₂ 1000 ppm
XCL-XRL-SC-CO	Replacement Sensor - CO 50-1000 ppm
XCL-SC-CO2VV	Replacement Sensor - CO ₂ 1.0-5.0% v/v
XCL-SC-CO2PP	Replacement Sensor - CO ₂ 1000-5000 ppm
XCL-SC-CH4	Replacement Sensor - CH ₄ 20-100% LEL

VESDA Sensepoint Gas Controller and Relay Module Products List

VESDA Sensepoint 301C Gas Controller



The VESDA Sensepoint 301C Gas Controller enables centralised configuration and continuous monitoring of VESDA Sensepoint XCL – Large & Micro Bore (Modbus) gas detectors.

The controller uses an addressable RS-485 communication protocol, (daisy chain wiring) that connects up to 96 VESDA Sensepoint XCL (Modbus version) detectors, it provides 4 programmable relays (alarms, faults) for VESDA Sensepoint XCL gas detector installations requiring additional relay outputs – additional 16 relay outputs can be provided through the (optional) VESDA Sensepoint 301R Relay Module x8.

The controller offers automatic sensor identification and unique zoning capabilities permitting the grouping of multiple VESDA Sensepoint XCL detectors gas readings giving the flexibility to match the needs of different installations.

Ordering Codes	Description
XCL-301C-CTR	VESDA Sensepoint 301C Gas Controller
Approvals: <ul style="list-style-type: none"> • ANSI/UL 61010-1 • CAN/CSA C22.2 No. 61010-1. • IEC 61010-1:2010 • ETL 116662 • California Title 24, Part 6, and associated administrative regulations In Part 1 	
Dimensions: 280 x 203 x 70 mm (11 x 8 x 2.8 in)	
Weight: 1.1 kg (2.4 lbs)	

VESDA Sensepoint 301R Relay Module



The VESDA Sensepoint 301R Relay Module X8 connects to the daisy chain network installation (RS-485) and acts as an output to the VESDA Sensepoint 301C Gas Controller.

It provides an extra 8 relays at programmable alarm levels.

Ordering Codes	Description
XCL-301R-RMD	VESDA Sensepoint 301R Relay Module X8
Approvals: <ul style="list-style-type: none"> • UL STD. 1244 • AN/CSA C22.2 No 205 	
Dimensions: 244 x203x 57 mm (9.5 x.8 x2.5 in)	
Weight: 1.09 k g (2.4 lb)	

VESDA ECO Accessories List

Replacement Cartridges (Single Gas)

Ordering Code	Description
ECO-SC-11	Hydrogen (H ₂) 0-100% LEL
ECO-SC-12	Methane (CH ₄) 0-100% LEL
ECO-SC-13	Propane (C ₃ H ₈) 0-100% LEL
ECO-SC-14	Hydrogen (H ₂) 0-2000 ppm
ECO-SC-15	Petrol/Gasoline Vapor 0-100% LEL
ECO-SC-16	Pentane (C ₅ H ₁₂) 1-100% LEL
ECO-SC-20	Alcohol Vapor 0-100% LEL
ECO-SC-31	Oxygen (O ₂) 0-25% VOL
ECO-SC-32	Oxygen (O ₂) 0-25% VOL - Deficiency and enrichment alarm
ECO-SC-41	Carbon Monoxide (CO) 0-500 PPM
ECO-SC-43	Hydrogen Sulfide (H ₂ S) 0-100 PPM
ECO-SC-44	Sulfur Dioxide (SO ₂) 0-10 PPM
ECO-SC-45	Nitrogen Dioxide (NO ₂) 0-10 PPM

Replacement Cartridges (Dual Gas)

Ordering Code	Description
ECO-SC-11-31	Hydrogen (H ₂) 0-100% LEL + Oxygen (O ₂) 0-25% VOL
ECO-SC-12-31	Methane (CH ₄) 0-100% LEL + Oxygen (O ₂) 0-25% VOL
ECO-SC-12-41	Methane (CH ₄) 0-100% LEL + Carbon Monoxide (CO) 0-500 PPM
ECO-SC-12-43	Methane (CH ₄) 0-100% LEL + Hydrogen Sulfide (H ₂ S) 0-100 PPM
ECO-SC-13-31	Propane (C ₃ H ₈) 0-100% LEL + Oxygen (O ₂) 0-25% VOL
ECO-SC-31-41	Oxygen (O ₂) 0-25% VOL + Carbon Monoxide (CO) 0-500 PPM
ECO-SC-41-43	Carbon Monoxide (CO) 0-500 PPM + Hydrogen Sulfide (H ₂ S) 0-100 PPM
ECO-SC-41-45	Carbon Monoxide (CO) 0-500 PPM + Nitrogen Dioxide (NO ₂) 0-10 PPM

Xtralis Li-ion Tamer Battery Rack Monitor



The Li-ion Tamer Rack Monitor system is a gas detection solution that enhances the safety of lithium ion batteries installations. It provides an alert to the venting of electrolyte solvent vapours (off-gas phase) that occurs early in the failure mode of li-ion batteries well in advance of smoke detection and traditional LFL gas detectors. The early detection of this event allows proper mitigation steps to be taken to avoid a catastrophic thermal runaway failure.


The Li-ion Tamer Rack Monitoring system is designed to be plug-and-play, easy to install and consists of two primary components, (i) off-gas sensors, (ii) controller.

- Off-gas sensors comprise on-board detection algorithms making them acutely sensitive to lithium-ion battery electrolyte solvent vapours, do not require calibration, are compatible with all forms of lithium-ion battery form factors and chemistries and have a lifetime comparable to a typical lithium-ion battery system.
- Off-gas sensors are connected to the controller that contains proprietary logic to diagnose when and where battery electrolyte vapours venting has occurred. It has digital and Modbus serial outputs that can be used to electrically isolate the battery system and activate the ventilation system.

Applications

- Any containerized or purpose build lithium-ion battery Energy Storage Systems (ESS)
- Data Centers where reliable power sources are essential
- On-shore and off-shore Marine applications
- Commercial environments where lithium-ion storage is applied

Xtralis Li-ion Tamer Products List

Li-ion Tamer Battery Rack Monitor		
 <p>The Li-ion Tamer Battery Rack Monitor is a safety product specifically designed to detect the potential thermal runaway of lithium-ion batteries. The key to Li-ion Tamer's value proposition is the distributed gas sensing network that provides the earliest warning of battery failure by detecting when a single cell starts venting electrolyte solvent vapours. If Li-ion Tamer off-gas monitoring is paired with proper mitigating actions, thermal runaway can be entirely avoided.</p>		
Ordering Codes	Item	Description
LT-SEN-M	OGM, Monitoring Sensor	Mounted on/near Li-ion battery rack to detect off-gas from cells
LT-SEN-R	OGM, Reference sensor	Mounted around the ESS
LT-CTR-C	Combined Controller	Controller with 12 ports for monitoring and 3 ports for reference sensors
LT-ACC-PCL	10' Power Cable	Power cable for all Li-ion Tamer controllers
LT-ACC-DCL	10' Digital Output Cable	Digital output cable for all Li-ion Tamer controllers
LT-ACC-MCL-25, -50, -100	25, 50, 100 (ft) Monitoring Sensor Cable (various lengths)	Shielded RJ45 connector cable used with Monitoring sensors, Black
LT-ACC-RCL-25, -50, -100	25, 50, 100 (ft) Reference Sensor Cable (various lengths)	Shielded RJ45 connector cable used with Reference sensors, Blue
LT-ACC-CCL-1, -3, -25, -50, -100	1, 3, 25, 50, 100 (ft) Controller Daisy Chain Cable (various lengths)	Shielded RJ45 connector cable used to daisy-chain reference network signal to other controllers, Grey
LT-ACC-SCL-MF	6' Male-Female Serial Cable	MODBUS DB9 RS232 cable to connect the serial output to the TCP/IP Adapter or customer interface
LT-ACC-IPA	MODBUS TCP/IP Adapter	Adapter for changing the native MODBUS RTU output from the Li-ion Tamer controller to MODBUS TCP/IP
LT-ACC-RLY	Form C Relay	Standard dry-contact Form C relay
LT-ACC-TST	Li-ion Tamer Puff Test DEC Bottle	A plastic bottle with a small amount of DEC for use during bump testing of sensors
LT-ACC-BKT-PK5	Sensor Mount Kit Spare - 5BKT 10NUT	Sensor Mount Kit Spare – 5x brackets 10x nuts
Approvals: <ul style="list-style-type: none"> • ETL listed to UL 61010 and CSA 22.2 NO. 61010 for product safety • EN 61326 for EU Directive (2014/30/EU) • RoHS 3 EU 2015/863 		
Controller's Dimensions: 210 (W) x 113 (L) x 63 (H))		

FAAST FLEX



Description

The FLEX Series is part of the Fire Alarm Aspiration Sensing Technology® (FAAST) family. FAAST FLEX provides consistent detection with minimum nuisance alarms to reduce operational costs enabled by improved detection chamber design. The system continuously draws air from the monitored environment through a series of sampling holes to monitor the environment for smoke particulate.

The FAAST FLEX has two channel capability with two high sensitivity smoke sensors in separate chambers (one sensor for each channel).

How it works

Air is drawn into the FAAST FLEX through a network of air sampling pipes by speed adjustable aspirator. Each pipe inlet has an airflow sensor that monitors airflow changes in the pipe. Inside the FAAST FLEX, a sample of air is filtered and passed into the detection chamber and analysed for the presence of very small amounts of smoke. Air is exhausted from the FAAST FLEX and may be vented back into the protected zone.

Applications

- Warehouse / Logistics (small to medium)
- Cold Storage
- Elevator Shafts
- Ceiling & Underfloor Voids
- Transformer, Electrical & Generator Rooms
- Rest Rooms

FAAST FLEX Products List

FAAST FLEX




The FAAST FLEX is an aspirating smoke detector that provides early warning detection using a dedicated medium sensitivity smoke sensor. The FAAST FLEX is available as a one channel or two channel detector. Each sensing channel consists of an inlet, a metallic filter, a sensing element and a flow monitoring system. The product has a single aspirator and a single exhaust outlet. The FAAST FLEX is powered by an external 24 VDC power supply. Front panel LEDs indicate power, fault, and alarm status, and fault relays are activated in normal operation, and open in the event of a fault to notify monitoring systems. One General Purpose Input (GPI) is also provided.

The FAAST FLEX is designed to protect an area up to 1600m² for 1 channel models and 2000 m² for two channel models. The product is designed to be compliant with EN54-20 Class A, B, and C sensitivity requirements.


Ordering Codes	Description
FLX-010	FAAST FLEX 1-pipe Stand-alone
FLX-020	FAAST FLEX 2-pipe Stand-alone
FLX-SP-01	FAAST FLEX Sensing Module
FLX-SP-02	FAAST FLEX Metal Filter (pack of 6)
FLX-SP-03-EN	FAAST FLEX Front Cover (EN)
FLX-SP-03-CH	FAAST FLEX Front Cover (CH)
FLX-SP-04	FAAST FLEX Aspirator
FLX-SP-05-EN	FAAST FLEX Internal Cover Set (EN)
FLX-SP-05-CH	FAAST FLEX Internal Cover Set (CH)
FLX-SP-06	FAAST FLEX Adapter Set
Approvals: VdS, EN 54-20, ISO 7240:20	
Dimensions: 205mm x 280mm x 80.5mm (H x W x D)	
Weight: 1.7 kg (dual channel)	
Area Coverage: <ul style="list-style-type: none"> • Single Chamber: 1,600m² (17,200 sq.ft) • Dual Chamber: 2,000m² (21,527 sq.ft) 	

Software

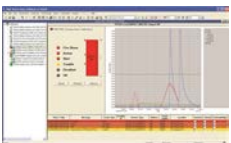
iVESDA

Software Image	Description
	<p>iVESDA is a downloadable application that can be installed on Android and iOS handheld devices and used to monitor and maintain VESDA-E systems with unprecedented ease. It is also compatible with existing VESDA detectors residing on the same VESDAnet as the VESDA-E devices.</p> <p>iVESDA provides detailed alarm, fault and other status information such as smoke trends, airflow, filter life, as well as viewing of important configuration parameters such as pipes in use and smoke alarm thresholds.</p> <p>Ordering Info: Downloadable from GooglePlay store and Apple store.</p>
Supported Products	<ul style="list-style-type: none"> • VESDA-E VEU • VESDA-E VEA • VESDA-E VEP • VESDA-E VES • VESDA VLP • VESDA VLS • VESDA VLC • VESDA VLF • VESDA VLI


ASPIRE

Software Image	Description		
	<p>ASPIRE is a Windows®-based application that aids the specification and design of pipe networks for VESDA and ICAM air sampling smoke detectors. It provides the designer with tools to speed the design process and ensure optimum network performance and installation quality.</p> <p>Ordering Info: ASPIRE is available for download from www.xtralis.com.</p>		
Supported Products	<table border="0"> <tr> <td style="vertical-align: top;"> <p>VESDA-E</p> <ul style="list-style-type: none"> • VESDA-E VEU • VESDA-E VEP • VESDA-E VES <p>VESDA</p> <ul style="list-style-type: none"> • VESDA VLP • VESDA VLC • VESDA VLF-250 • VESDA VLF-500 • VESDA VLI • VESDA VLP • VESDA VLS </td><td style="vertical-align: top;"> <p>ICAM</p> <ul style="list-style-type: none"> • IFT-P </td></tr> </table>	<p>VESDA-E</p> <ul style="list-style-type: none"> • VESDA-E VEU • VESDA-E VEP • VESDA-E VES <p>VESDA</p> <ul style="list-style-type: none"> • VESDA VLP • VESDA VLC • VESDA VLF-250 • VESDA VLF-500 • VESDA VLI • VESDA VLP • VESDA VLS 	<p>ICAM</p> <ul style="list-style-type: none"> • IFT-P
<p>VESDA-E</p> <ul style="list-style-type: none"> • VESDA-E VEU • VESDA-E VEP • VESDA-E VES <p>VESDA</p> <ul style="list-style-type: none"> • VESDA VLP • VESDA VLC • VESDA VLF-250 • VESDA VLF-500 • VESDA VLI • VESDA VLP • VESDA VLS 	<p>ICAM</p> <ul style="list-style-type: none"> • IFT-P 		

Xtralis VSC

Software Image	Description	
	<p>Xtralis VSC configures, commissions and maintains a range of Xtralis fire and gas detection systems including VESDA and ICAM smoke and gas detectors and ancillary devices. Xtralis VSC can configure a single Xtralis device or your entire Xtralis system.</p> <p>Ordering Code: VSW-100</p>	
Supported Products	<p>ECO</p> <ul style="list-style-type: none"> • ECO Detector • Sensor • Relay • Analog Output • CO ppm Sensor • NH₃ ppm Sensor • O₂ %. v/v Sensor • H₂ %. LFL Sensor • H₂S ppm Sensor • SO₂ ppm Sensor • NO₂ ppm Sensor • CH₄ %. LFL Sensor • C₃H₈ %. LFL Sensor • H₂ ppm Sensor • Cl₂ ppm Sensor • CO₂ %. v/v Sensor • C₅H₁₂ '%. LFL Sensor • O₂ Dep/Enr %. v/v Sensor • Alcoh '%. LFL Sensor • Pet Vap '%. LFL Sensor • NH₃ %. LFL Sensor <p>MODBUS</p> <ul style="list-style-type: none"> • IFT-P • Sector • VLW-008 2.19.00 - 3.00.405 <p>VESDAlink</p> <ul style="list-style-type: none"> • VESDA VLC LP Phase 1 • VESDA VLC Ro Phase 1 • VESDA VLC Simplex Phase 2 • VESDA VLC 800-MX Phase 2 • VESDA VLC ESSER Phase 2 • VESDA VLC AP Phase 2 	<p>VESDAnet</p> <ul style="list-style-type: none"> • VESDA VLP • VESDA VLS • VESDA VLC • VESDA VLF • VESDA VLC • VESDA VLS • VESDA VLI • VESDA-E VEU • VESDA-E VEP • VESDA-E VEA • VESDA-E VES • Remote Relay • VESDA Display • System Relay Module • VLS Remote Relay • VLS Display • VESDA Programmer • VESDA Sliding Windows HLI • VESDA Stop-and-go HLI • VESDA Open protocol HLI • VESDA Sliding Windows HLI with Dial Out • Analog Output Module • VESDA ModBus HLI • VESDA Access HLI • VESDA MODBUS3 HLI <p>VESDAtalk</p> <ul style="list-style-type: none"> • VESDA VLF • VESDAnet Card • Multifunction 020 Control Card • Multifunction 030 Control Card

Xtralis VSM4













Software Image	Description																																		
	<p>Xtralis VSM4 provides full and comprehensive integration of your VESDA and ICAM smoke and gas detection systems.</p> <p>Note: To correctly specify (order) the Xtralis VSM4 product, the following must be taken into consideration for each particular Xtralis VSM4 application.</p> <ol style="list-style-type: none"> 1. What are the total number of Monitoring PC's. 1 Primary PC is the minimum. 2. Are there any Text to Speech requirements 3. What are the total number of VESDAnets to be monitored 4. What are the total number of VESDA detectors on the VESDAnets to be monitored 5. What are the total number of "Direct Connect" VESDA detectors. <p>Ordering Info: Xtralis VSM4 is available for download from www.xtralis.com.</p>																																		
	<table> <thead> <tr> <th>Ordering Code</th><th>Description</th></tr> </thead> <tbody> <tr> <td>VSW-206</td><td>First PC License</td></tr> <tr> <td>VSW-216</td><td>Additional PC License PC</td></tr> <tr> <td>VSW-226</td><td>VSM Primary PC (upgrade from VSM3)</td></tr> <tr> <td>VSW-346</td><td>VESDAnet network Connection</td></tr> <tr> <td>VSW-356</td><td>VESDAnet Detector Connection per detector</td></tr> <tr> <td>VSW-366</td><td>VESDAtalk / VESDALink Detector Connection</td></tr> <tr> <td>VSW-427-001</td><td>Connection tokens lic (1-20)</td></tr> <tr> <td>VSW-427-002</td><td>Connection tokens lic (21-100)</td></tr> <tr> <td>VSW-427-003</td><td>Connection token lic (101-1000)</td></tr> <tr> <td>VSW-427-004</td><td>Connection token lic (>1000)</td></tr> <tr> <td>VSW-500</td><td>T2S - Eng-Aust (Karen)</td></tr> <tr> <td>VSW-501</td><td>Text to Speech (Add voice message)</td></tr> <tr> <td>VSW-502</td><td>Text to Speech - English</td></tr> <tr> <td>VSW-527</td><td>Text to Speech - English-British</td></tr> <tr> <td>VSW-600</td><td>Remote Notification - Email Support (Per PC)</td></tr> <tr> <td>VSW-356-ECO</td><td>VESDA ECO Detector network connection One required per monitored detector</td></tr> </tbody> </table>	Ordering Code	Description	VSW-206	First PC License	VSW-216	Additional PC License PC	VSW-226	VSM Primary PC (upgrade from VSM3)	VSW-346	VESDAnet network Connection	VSW-356	VESDAnet Detector Connection per detector	VSW-366	VESDAtalk / VESDALink Detector Connection	VSW-427-001	Connection tokens lic (1-20)	VSW-427-002	Connection tokens lic (21-100)	VSW-427-003	Connection token lic (101-1000)	VSW-427-004	Connection token lic (>1000)	VSW-500	T2S - Eng-Aust (Karen)	VSW-501	Text to Speech (Add voice message)	VSW-502	Text to Speech - English	VSW-527	Text to Speech - English-British	VSW-600	Remote Notification - Email Support (Per PC)	VSW-356-ECO	VESDA ECO Detector network connection One required per monitored detector
Ordering Code	Description																																		
VSW-206	First PC License																																		
VSW-216	Additional PC License PC																																		
VSW-226	VSM Primary PC (upgrade from VSM3)																																		
VSW-346	VESDAnet network Connection																																		
VSW-356	VESDAnet Detector Connection per detector																																		
VSW-366	VESDAtalk / VESDALink Detector Connection																																		
VSW-427-001	Connection tokens lic (1-20)																																		
VSW-427-002	Connection tokens lic (21-100)																																		
VSW-427-003	Connection token lic (101-1000)																																		
VSW-427-004	Connection token lic (>1000)																																		
VSW-500	T2S - Eng-Aust (Karen)																																		
VSW-501	Text to Speech (Add voice message)																																		
VSW-502	Text to Speech - English																																		
VSW-527	Text to Speech - English-British																																		
VSW-600	Remote Notification - Email Support (Per PC)																																		
VSW-356-ECO	VESDA ECO Detector network connection One required per monitored detector																																		




Software Image	Description
Supported Products	<div> ECO <ul style="list-style-type: none"> • ECO Detector • Sensor • Relay • Analog Output • CO ppm Sensor • NH₃ ppm Sensor • O₂ %. v/v Sensor • H₂ %. LFL Sensor • H₂S ppm Sensor • SO₂ ppm Sensor • NO₂ ppm Sensor • CH₄ %. LFL Sensor • C₃H₈ %. LFL Sensor • H₂ ppm Sensor • Cl₂ ppm Sensor • CO₂ %. v/v Sensor • C₅H₁₂ '%. LFL Sensor • O₂ Dep/Enr %. v/v Sensor • Alcoh '%. LFL Sensor • Pet Vap '%. LFL Sensor • NH₃ %. LFL Sensor MODBUS <ul style="list-style-type: none"> • IFT-P • Sector • VLW-008 2.19.00 - 3.00.405 VESDAlink <ul style="list-style-type: none"> • VESDA VLC LP Phase 1 • VESDA VLC Ro Phase 1 • VESDA VLC Simplex Phase 2 • VESDA VLC 800-MX Phase 2 • VESDA VLC ESSER Phase 2 • VESDA VLC AP Phase 2 </div> <div> VESDAnet <ul style="list-style-type: none"> • VESDA VLP • VESDA VLS • VESDA VLC • VESDA VLF • VESDA VLC • VESDA VLS • VESDA VLI • VESDA-E VEA • VESDA-E VEU • VESDA-E VEP • VESDA-E VES • Remote Relay • VESDA Display • System Relay Module • VLS Remote Relay • VLS Display • VESDA Programmer • VESDA Sliding Windows HLI • VESDA Stop-and-go HLI • VESDA Open protocol HLI • VESDA Sliding Windows HLI with Dial Out • Analog Output Module • VESDA ModBus HLI • VESDA Access HLI • VESDA MODBUS3 HLI VESDAtalk <ul style="list-style-type: none"> • VESDA VLF • VESDAnet Card • Multifunction 020 Control Card • Multifunction 030 Control Card </div>

Pipes and Fittings




Product Image	Ordering Code	Country	Description
	PIP-001	EU	25 mm red ABS Sampling Pipe - 3 m length
	PIP-002	EU	25 mm Socket
	PIP-003	EU	25 mm Socket Union
	PIP-004	EU	25 mm to 3/4" Socket Adaptor
	PIP-005	EU	25 mm 90° Slow Radius Bend
	PIP-006	EU	25 mm 45° Elbow
	PIP-007	EU	25 mm End Cap
	PIP-008	EU	25 mm Equal Tee
	PIP-009	EU	25 mm Pipe Clip
	PIP-012	EU	250 ml Solvent Cement
	PIP-013		Pipe Ties
	PIP-014	EU	Pipe Cutters

Product Image	Ordering Code	Country	Description
	059-001		Flush Sampling Point Kit (c/w 2 m of 10 mm OD tube, trunk adaptor, point and decal)
	059-007		Conical Sampling Point Kit (c/w 2 m of 10 mm OD tube, trunk adaptor, point and decal)
	144-013	EU	Conical Sample Point Head only (for 10 mm OD tube)
	PIP-015		Flush Sample Point Head only (for 10 mm OD tube)
	PIP-016	EU	Trunk Adapter (for 10 mm OD tube)
	PIP-017	EU	25 mm red ABS 90° Elbow
	PIP-018		25 mm red ABS Air Sampling Test Point
	PIP-019		25 mm Inline Expansion Socket 100 mm
	PIP-020		25 mm Intumescent 2hr Fire Collar
	PIP-021-G		25mm Flexible 1m Long Bend (grey)
	PIP-026-G		25mm Flexible Connector 30cm (grey)
	02-WT-01		25 mm Red ABS Self Draining Water Trap

Product Image	Ordering Code	Country	Description
	PIP-021		25 mm flexible 1m long bend
	PIP-022		25 mm to 3/8BSP Female Air Line Adaptor
	PIP-023		25 mm 2 Way Ball Valve
	PIP-024		25 mm Large Check Valve (blow out valve)
	PIP-025		25 mm x 12" Condensation Valve Trap with Ball Valve
	PIP-026		25 mm Flexible Connector 30cm
	PIP-027		Air Sampling Test Point with Cap
	PIP-028		M6 Nut (for fitting clip to the end of threaded rod)
	PIP-029		M8 Nut (for fitting clip to the end of threaded rod)
	PIP-030		M6 Rod Adaptor (for fitting clip to side of rod)
	PIP-031		M8 Rod Adaptor (for fitting clip to side of rod)
	PIP-032		M6 Raw Plug Adaptor (for fixing clip to wall)

Product Image	Ordering Code	Country	Description
	PIP-033		25 mm Sight Glass with Condensation Drain
	PIP-034		25 mm/10mm Compression Adaptor
	PIP-035		25 mm/10mm Compression Adaptor Tee (for 2 capillary tubes)
	10-PKIT-15		Pipe Kits comprising of: <ul style="list-style-type: none"> • Red 25 mm ABS Pipe 3-m length (Pack of 5 x 1) • Red 25 mm ABS Plain Socket (Pack of 10 x 2) • Red 25 mm 90° Slow Radius Bends (Pack of 10 x 1) • Red 25 mm 45° Elbow (Pack of 10 x 1) • Red 25 mm ABS Plain End Cap (Pack of 10 x 1) • Red ABS Pipe Clips (Pack of 20 x 1) • ABS Solvent Cement 250ml (each x 1) • Wrap around sample point labels (Roll of 100 x 1)
	10-PKIT-30		Pipe Kits comprising of: <ul style="list-style-type: none"> • Red 25 mm ABS Pipe 3-m length (Pack of 10 x 1) • Red 25 mm ABS Plain Socket (Pack of 10 x 3) • Red 25 mm 90° Slow Radius Bends (Pack of 10 x 1) • Red 25 mm 45° Elbow (Pack of 10 x 1) • Red 25 mm ABS Plain End Cap (Pack of 10 x 1) • Red ABS Pipe Clips (Pack of 20 x 2) • ABS Solvent Cement 250ml (each x 1) • Wrap around sample point labels (Roll of 100 x 1)
	10-PKIT-60		Pipe Kits comprising of: <ul style="list-style-type: none"> • Red 25 mm ABS Pipe 3-m Length (Pack of 20 x 1) • Red 25 mm ABS Plain Socket (Pack of 10 x 4) • Red 25 mm 90° Slow Radius Bends (Pack of 10 x 1) • Red 25 mm 45° Elbow (Pack of 10 x 1) • Red 25 mm ABS Plain End Cap (Pack of 10 x 1) • Red ABS Pipe Clips (Pack of 20 x 3) • ABS Solvent Cement 250ml (each x 1) • Wrap around sample point labels (Roll of 100 x 1)
	222-059		Discreet end cap for 10 mm OD tube (Clear)
	221-035	EU	10 mm OD Capillary Pipe (30m)
	221-036		10 mm OD Natural Capillary Pipe



Product Image	Ordering Code	Country	Description
	128-014		Label - Sampling Point
	128-015		VESDA sampling pipe labels (100 per roll)
	E700-SPLR-DCL		VESDA sampling point wrap around labels (200 per roll)
	VSP-860	EU	Refrigerated Storage Sampling Kit (c/w upper and lower VSP-860 fixing flange) * Please ensure PIP-008 (T-Piece) is also used.
	VSP-870	EU	In-line Flow Restrictor Assembly
	VSP-871		Flow Restrictor Disc (pack of 10)
	VSP-877		Flush Mount Sampling Point
	VSP-877-B		Flush Mount Sampling Point (Black)
	VSP-877-G		Flush Mount Sampling Point (Grey)
	VSP-878		Push-in Connect Adaptor Kit for 1/2" capillary tubing
	VSP-610		Tamper Proof Sampling Point Metric measurements
	VSP-620-01		Tamper Proof Sampling Point, 6 mm capillary
	VSP-620-02		Tamper Proof Sampling Point, 8 mm capillary
	VSP-620-03		Tamper Proof Sampling Point, 10 mm capillary
	02-3000-06		Stainless Steel Sampling Point (6 mm)
	02-3000-08		Stainless Steel Sampling Point (8mm)
	02-2002-01P		Straight Union for microbore 1/4" (6mm) tube

Product Image	Ordering Code	Country	Description
	02-2003-01P		Tee Union for microbore 6 mm Tube (pack of 10)
	02-FL01-01		Sintered EOL Filter for Microbore 6 mm Tube
	E700-SRB-SH		Mounting Base for sprinkler sampling point. Sprinkler head to be bought separately from Tyco.



Test and Commissioning Tools

Xtralis Test Transformer VTT-10000 is a tool used to test very early warning aspirated smoke detection equipment. It is used with VESDA-E, VESDA and ICAM.





Test Transformer

Product Image	Ordering Code	Description
	VTT-10000-UK	VESDA Test Transformer (Wire Burner) Previously known as the Hot Wire Test. This power supply unit is used to test VESDA-E, VESDA and ICAM equipment. A timer is incorporated to provide a selectable burn period of up to 3 minutes.
	251-001	Smoke Test Wire



Smoke Pen

Product Image	Ordering Code	Description
	VSP-810	Smoke Pen with 6 wicks
	VSP-811	Refill pack of 6 wicks

Scorpion Test System

Product Image	Ordering Code	Description
	PIP-040	ASD Head Unit Kit (includes Scorpion ASD Test Head & low level Access Point)
	PIP-041	Engineer's Portable Controller
	PIP-042	Battery Pack to power engineers controller
	PIP-043	Battery charger kit including car charger

General Tools

Product Image	Ordering Code	Description
	251-003	Smoke Pellets
	VSP-950	Test point pipe labels

Locations

Location	Contact Numbers	Location	Contact Numbers
Americas			
12 Clintonville Road Northford, CT 06472 USA	Toll Free: 800 229 4434 Tel: (781) 740 4433 Fax: (781) 740 4433		
Europe, Middle East and Africa (EMEA)			
Europe United Kingdom Xtralis (UK) Ltd. Honeywell House, Skimped Hill Lane Bracknell, Berks, RG12 1EB United Kingdom	Tel: +44 (0)1442 242 330 Fax: +44 (0)1442 249 327	Honeywell Advanced Detection (HQ) Z.A. La Pièce 16, Rolle, VD 1180 CHE	Tel: +41 21 695 30 00
Middle East Building 22, Office 303 Nofan Al-S'oud Al-Adwan Street Amman, Jordan	Tel: +962 6 5885622 Fax: +962 6 5885616	South Africa	Tel: +27 8283 87768
Greater China			
Beijing, China	Tel: +86 10 5669 7101 Fax: +86 10 5756 0508	Hong Kong	Tel: +852 2331 9133 Fax: +852 2331 9998
Shanghai, China	Tel: +86 21 8038 6800 Fax: +86 21 6024 6074	Taipei	Tel: +886 2 2956 9986, 8213 Fax: +886 2 2956 3680
Asia and Pacific Regions (APAC)			
Australia 4 North Drive, Virginia Park 236-262 East Boundary Road Bentleigh East VIC 3165	Tel: +61 (0) 3 9936 7000 Fax: +61 (0) 3 9936 7201	Seoul, South Korea	Tel: +82 10 8688 1398 Fax: +82 2 553 8832
Singapore	Tel (Sales): +65 6714 6999 Tel (Tech): +65 6714 6832		
India			
New Delhi, India	Tel: +91 98108 81638	Other India Regions	Tel: +91 124 4975000 Tel: +91 9910741133

Technical Support

Country	Type of Support	Contact Details
Global	Website Support	webmaster@xtralis.com
Americas	General Customer Service Inquiries	Tel: (800) 229-4434 customerservice@xtralis.com
	Technical Support	Tel: (800) 229-4434 support-vesda@xtralis.com
	Service Center for Returns/Repairs	support-vesda@xtralis.com
Asia Pacific	VESDA	Tel: +61 468 512 943 DL-HBT-HSF-APAC-VESDA-TECHSUPPORT@HoneywellProd.onmicrosoft.com
	Service Center for Returns/Repairs	service.apac@xtralis.com
China		Tel: +86 139 1032 9743 David.zhou@xtralis.com
Europe, Middle East & Africa	Tech Support & Service Center for Returns/Repairs	Tel: +44 (0) 1442 242330 EMEA-Fire-Support@xtralis.com



ABOUT XTRALIS



Xtralis is a leading global provider of powerful solutions for the very early and reliable detection of smoke, fire, and gas threats. Our technologies prevent disasters by giving users time to respond before life, critical infrastructure or business continuity is compromised.

We protect highly valued assets and infrastructure belonging to the world's top governments and businesses.

To learn more, please visit us at www.xtralis.com