



EN ENGLISH

FR FRANCAIS

BPNONFE

BNONFE

BNONFE BPNONFE

Illuminated push button
Bouton poussoir éclairé



The installer's choice
cdvigroup.com

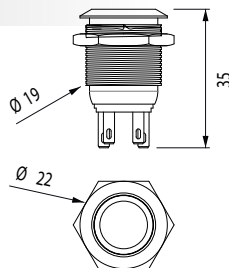
BNONFE - BPNONFE

Illuminated push button

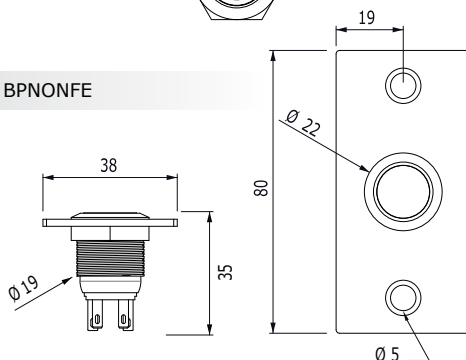
1] GENERAL INFORMATION

- **Illuminated (blue).**
- **Easy to mount (19MM hole).**
- **Heavy duty.**
- **Available in versions :**
 - Flush mount (Ref: BNONFE),
 - With a stainless steel plate (Ref: BPNONFE).
- **Input voltage:**
 - Contact = 12 V AC/DC - 5 A AC/DC.
 - LED = 12 V DC.
- Material: cast aluminium body and stainless steel.
- Push button with Silver plated contact switch.
- Wires with lug supplied.
- NO and NC contact outputs with 2 separate contacts.

BNONFE



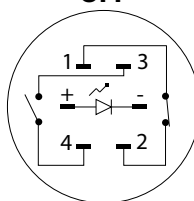
BPNONFE



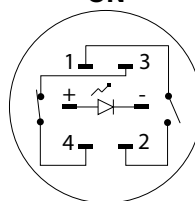
3] WIRING DIAGRAM

- Normally Open (NO) = 3 + 4,
- Normally closed (NC) = 1 + 2.

OFF



ON



Switch bottom view

CABLE COLORS

1	Black
2	Black
3	Red
4	Red
+	Blue
-	Grey

RoHS



WEEE



CE Certification



Environmental tests:
Salt spray



IP67



-40°C to +70°C



HIGH RESISTANCE
TO VANDALISM

Recommended power supplies

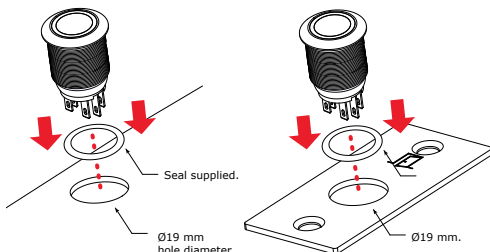


ARD12



BS60

2] MOUNTING



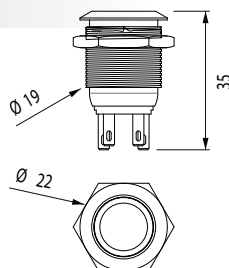
BNONFE - BPNONFE

Bouton poussoir éclairé

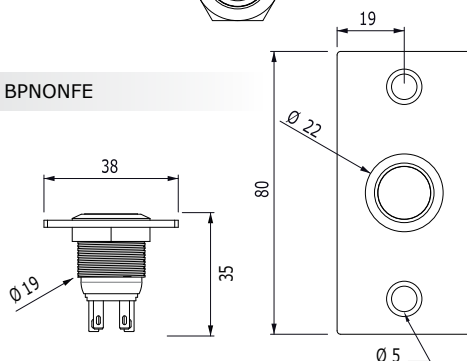
1] PRESENTATION

- **Eclairé (bleu).**
- **Montage facile sur support existant (simple perçage de 19 mm).**
- **Grande longévité.**
- **Disponible en versions :**
 - Encastrée (Réf : BNONFE)
 - Avec plaque inox (Réf : BPNONFE).
- **Tension d'alimentation :**
 - Contact = 12 V AC/DC - 5 A AC/DC.
 - LED = 12 V DC.
- Matière : inox.
- Bouton poussoir équipé d'un contacteur avec contacts en argent fin.
- Câbles avec cosses fournis.
- Contact NO et NC avec commun séparé.

BNONFE



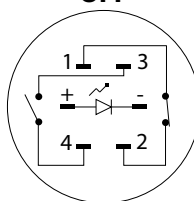
BPNONFE



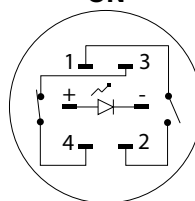
3] SCHÉMA DE CÂBLAGE

- Normalement Ouvert (NO) = 3 + 4,
- Normalement Fermé (NC) = 1 + 2.

OFF

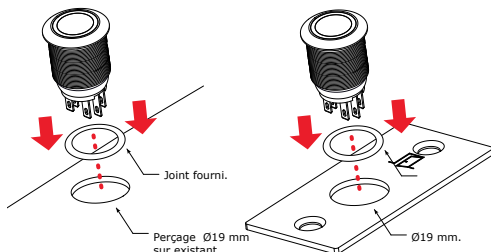


ON



Vue de dessous du switch

2] MONTAGE



H.R.V.

HAUTE RÉSISTANCE
AU VANDALISME

RoHS



DEEE



Certification CE



Test brouillard salin



IP67



-40°C à +70°C

Alimentations préconisées



ARD12



BS60

COULEUR DES CÂBLES

1	Noir
2	Noir
3	Rouge
4	Rouge
+	Bleu
-	Gris



CDVI Group

FRANCE (Headquarter/Siège social)
Phone: +33 (0)1 48 91 01 02
Fax: +33 (0)1 48 91 21 21

CDVI

FRANCE + EXPORT
Phone: +33 (0)1 48 91 01 02
Fax: +33 (0)1 48 91 21 21

CDVI AMERICAS

[CANADA - USA]
Phone: +1 (450) 682 7945
Fax: +1 (450) 682 9590

CDVI

BENELUX
[BELGIUM - NETHERLAND - LUXEMBOURG]
Phone: +32 (0) 56 73 93 00
Fax: +32 (0) 56 73 93 05

CDVI

TAIWAN
Phone: +886 (0)42471 2188
Fax: +886 (0)42471 2131

CDVI

SUISSE
Phone: +41 (0)21 882 18 41
Fax: +41 (0)21 882 18 42

CDVI

CHINA
Phone: +86 (0)10 62414516
Fax: +86 (0)10 62414519

CDVI

IBÉRICA
[SPAIN - PORTUGAL]
Phone: +34 (0)935 390 966
Fax: +34 (0)935 390 970

CDVI

ITALIA
Phone: +39 0321 90 573
Fax: +39 335 127 89 96

CDVI

MAROC
Phone: +212 (0)5 22 48 09 40
Fax: +212 (0)5 22 48 34 69

CDVI

SWEDEN
[SWEDEN - DENMARK - NORWAY - FINLAND]
Phone: +46 (0)31 760 19 30
Fax: +46 (0)31 748 09 30

CDVI

UK
[UNITED KINGDOM - IRELAND]
Phone: +44 (0)1628 531300
Fax: +44 (0)1628 531003

CDVI DIGIT

FRANCE
Phone: +33 (0)1 41 71 06 85
Fax: +33 (0)1 41 71 06 86

All the information contained within this document (pictures, drawing, features, specifications and dimensions) could be perceptibly different and can be changed without prior notice.
Toutes les informations mentionnées à titre indicatif sur le présent document (photos, dessins, caractéristiques techniques et dimensions) peuvent varier et sont susceptibles de modifications sans notification préalable.