









2. Guide to Available Pipe Parts





The following pipe parts are available:

2.1 Metric 25mm Pipe Options

Model Number	Product Description	
02-0001-25	Large Bore Red Pipe 3m Length, 25mm	
02-1001-25	Straight Union Large Bore 25mm	
02-1002-25	90 deg. Bend Large Bore 25mm	
02-1003-25	45 deg. Elbow Large Bore 25mm	
02-1005-25	Removable Union Large Bore 25mm	
02-1007-25	T-Piece 25mm	
02-1006-25	End Cap for Large Bore 25mm	
02-FLU2	Filter Unit 25mm With Filter Element (for Harsh environment)	 <div> <div>25mm Wide Bore Pipe</div> <div>Filter Unit</div> </div>

2.2 Common Accessories

There are a number of accessories that can be used:

Model Number	Product Description	
02-1008-15	Flush Capillary Sampling Point (T Piece & 1.5m Capillary Tube) For use with false ceilings	  <div> <div>Pipe</div> <div>Ceiling</div> </div>
02-1009-00	Sampling Point Label (Roll of 100)	
02-1010-00	Open Pipe Clip (25mm)	
02-1110-00	Closed Pipe Clip (25mm)	
02-1011-00	ABS Pipe Adhesive (250ml tin)	